

Cal Poly San Luis Obispo
Sources & Uses Budget - Summary
Fiscal Year 2016/17

	<u>FY 2015/16</u>	<u>Changes to Base - FY 16/17</u>	<u>FY 2016/17</u>
Sources			
State Tax Revenues	114,403,468	10,197,000.00	124,600,468
Campus Based Fees	174,605,000	6,024,000	180,629,000
Interest Assessment	99,400	-	99,400
Total Sources	<u><u>289,107,868</u></u>	<u><u>16,221,000</u></u>	<u><u>305,328,868</u></u>
Uses			
General Campus Support	197,076,369	2,695,000	199,771,369
Mandatory costs	35,709,123	11,976,000	47,685,123
Continuing Commitments	48,890,000	1,947,000	50,837,000
Future Commitments	6,286,965	-	6,286,965
Centrally Administered Budgets	11,139,455	-	11,139,455
Base Budget Structural Imbalance	(9,994,044)	(397,000)	(10,391,044)
Total Uses	<u><u>289,107,868</u></u>	<u><u>16,221,000</u></u>	<u><u>305,328,868</u></u>
Net Base Budget Available for Unmet Needs	<u><u>-</u></u>	<u><u>-</u></u>	<u><u>-</u></u>

Detail displayed on page 3

Cal Poly San Luis Obispo
Fiscal Year 2016/17
Initial CSU Operating Fund Base Budget After S&U Allocations

	FY 2015/16	Changes to Base - FY 16/17	FY 2016/17
Academic Affairs			
College of Agriculture	16,275,214	5,972,427	22,247,641
College of Architecture & Environmental Design	11,543,916	2,437,870	13,981,786
Orfalea College of Business	9,176,009	4,635,433	13,811,442
College of Engineering	19,928,019	11,497,263	31,425,282
College of Liberal Arts	28,197,827	7,229,469	35,427,296
College of Science & Math	27,626,624	8,018,706	35,645,330
Information Technology Services ¹	19,871,504	(3,591,058)	16,280,446
Academic Programs and Planning/Library	0	15,670,984	15,670,984
Financial Aid Grants	18,829,893	1,338,000	20,167,893
Cal Poly Plan ²	4,183,000	(3,791,000)	392,000
College Based Fee ²	16,709,000	(15,912,000)	797,000
Student Success Fee ²	15,583,000	(14,181,162)	1,401,838
Unallocated Academic Affairs	3,613,500	(301,500)	3,312,000
All Other Program Areas	23,540,587	(9,682,043)	13,858,544
subtotal, Academic Affairs	\$215,078,093	\$9,341,389	\$224,419,482
Administration and Finance			
Utilities	7,067,287	17,609	7,084,896
Special Repair	2,029,451	-	2,029,451
All Other AFD Areas	28,918,814	4,603,010	33,521,824
subtotal, Administration and Finance	38,015,552	4,620,619	42,636,171
President's Office and Legal Counsel	2,416,027	861,973	3,278,000
Student Affairs	11,080,328	11,096,743	22,177,071
University Development ¹	5,093,184	(2,314,734)	2,778,450
Centrally Managed - Risk, Fire Services, Other	4,720,877	(490,400)	4,230,477
Campus Contingency & Unallocated	12,703,807	(6,894,591)	5,809,216
CSU Operating Fund Base Budget	\$289,107,868	\$16,221,000	\$305,328,868
deduct: CSU Operating Fund Fee Revenues	174,704,400	6,024,000	180,728,400
Net, CSU Allocation of State Tax Revenues	\$ 114,403,468	\$ 10,197,000	\$ 124,600,468

¹Re-organization

²Baselined in 2015/16

Resident FTES 16,759
Non-Resident FTES 2,932

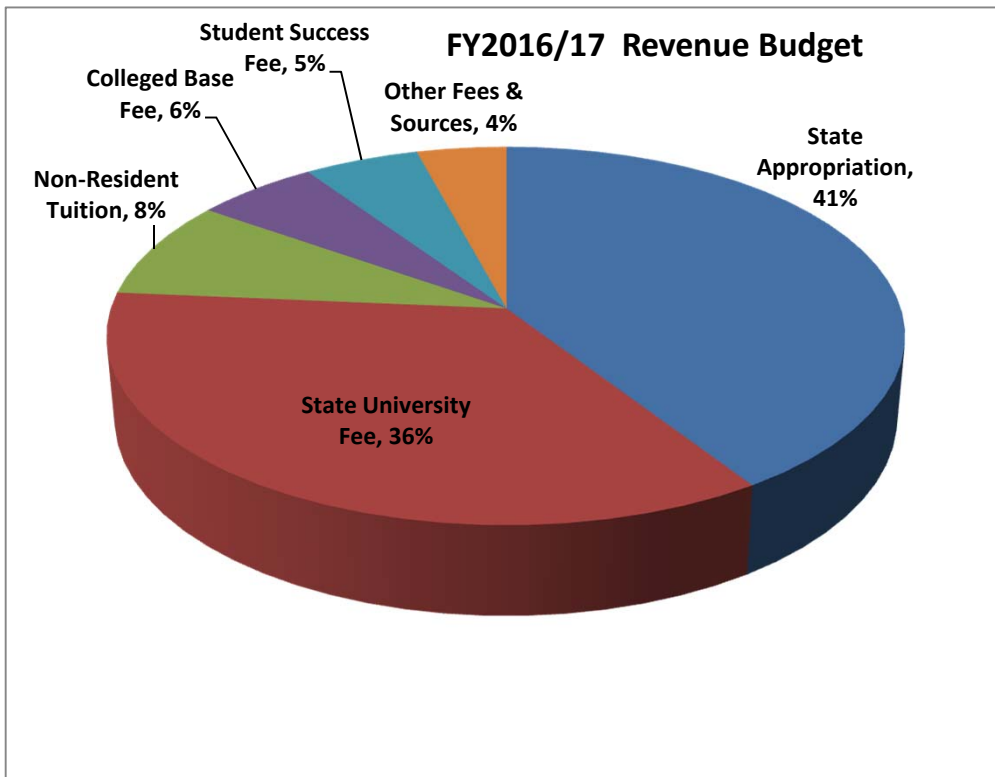
Sources

	[----- FY 2016/17 -----]		
	FY 2015/16 Base Budget	Incremental Adjustments	Initial FY 2016/17 Base Budget
CSU Changes to Base			
Allocated State Tax Revenues	\$ 114,403,468	\$ 9,564,000	\$ 124,600,468
Enrollment Growth		\$ 633,000	
Campus Based Fees			
State University Fee	105,968,000	2,577,000	
National / International Tuition	24,566,000	1,000,000	
College Based Fee	16,709,000	755,000	
Student Success Fee	15,583,000	722,000	
Cal Poly Plan	4,261,000	197,000	
Professional Grad Fee	170,000	-	
Health Services	5,895,000	273,000	
Other Campus Receipts and Sources	1,453,000	500,000	
Interest Assessment	99,400	-	-
Sub-total - Revenue	174,704,400	6,024,000	180,728,400
Total Sources	\$ 289,107,868	\$ 16,221,000	\$ 305,328,868

Uses

Mandatory Costs			
General Campus Support	222,029,480	-	
2% Faculty Comp - FY 15/16		1,975,000	
2% Faculty/Staff Comp - FY 16/17		4,045,000	
Health		2,223,000	
Employee Retirement		1,247,000	
Physical Plant Maintenance - (Maint Infrastructure/New Space)		154,000	
CSU Student Success Efforts - FY 16/17		210,000	
Risk Pool	3,953,477	-	
SUG Allocation	13,089,500	100,000	
Sub-total - Mandatory Costs	239,072,457	9,954,000	249,026,457
Designated Campus Based Fees			
Cal Poly Plan	4,261,000	197,000	
Health Services	5,895,000	273,000	
Student Success Fee	15,583,000	722,000	
College Based Fee	16,709,000	755,000	
Professional Grad Fee - Fin Aid 25%	43,614	-	
Professional Grad Fee - OCOB	126,386	-	
Sub-total, Designated campus based fees	42,618,000	1,947,000	44,565,000
Campus Based Scholarships			
National / International Scholarship (800 FTF)	5,360,000	-	
Cal Poly Scholars - Mosaic	90,000	-	
Cal Poly Engineering Scholars	600,000	-	
Merit Scholarship	222,000	-	
Sub-total, Campus Based Scholarships	6,272,000	-	6,272,000
Commitments			
Salary equity pool		500,000	
Reserve for Capital Projects		-	
Performing Arts Center		30,000	
Interim Base Adjustments		335,000	
Unfunded compensation increase -1% estimated		2,022,000	
Long-term leases		300,000	
Dept of Labor contingency	-	300,000	
Title IX (AA/SA)		200,000	
AFD position funding needs		335,000	
Athletics		50,000	
Communication/Development position funding		85,000	
General Counsel University wide operational costs		40,000	
Student Affairs sign language support		20,000	
Hold for Marketing Initiative (offset to base fund App Fee Inc.)	-	500,000	
Sub-total, Commitments	-	4,717,000	4,717,000
Centrally Administered Budgets			
General Institutional Expenses (Risk, Legal, Insurance, etc)	4,010,068	-	
Utilities	7,129,387	-	
Sub-total, Centrally Administered Budgets	11,139,455	-	11,139,455
Total Uses	\$ 299,101,912	\$ 16,618,000	\$ 315,719,912
Net Base Budget Surplus / (Deficit)	\$ (9,994,044)	\$ (397,000)	\$ (10,391,044)

Cal Poly San Luis Obispo
Fiscal Year 2016/17

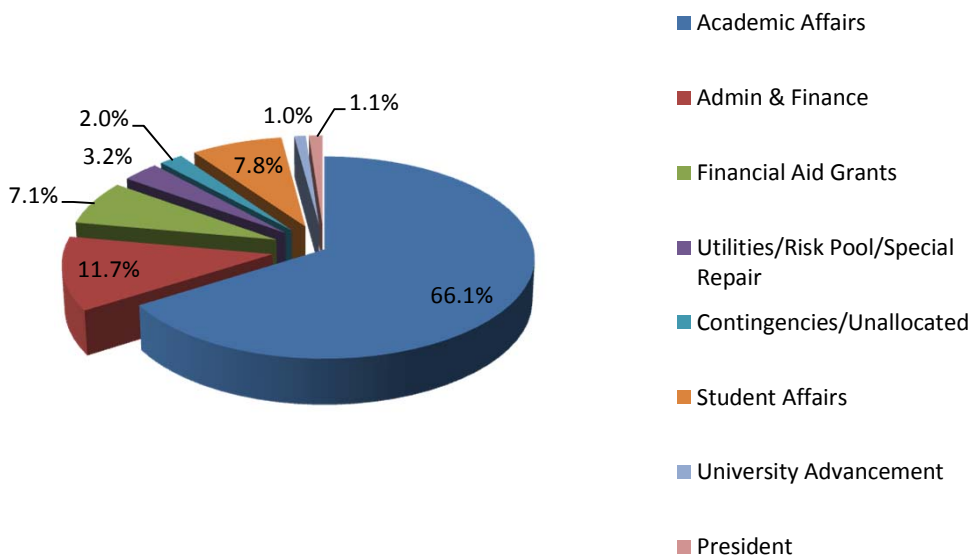


Overall, student fees provide approximately 60% of Cal Poly's operating budget, compared to 40% of state support. To provide perspective, a little over ten years ago the state provided 80% of funding with the balance provided by student fees.

State Appropriation	41%
State University Fee	36%
Non-Resident Tuition	8%
Colleged Base Fee	6%
Student Success Fee	5%
Other Fees & Sources	4%

Cal Poly San Luis Obispo
Fiscal Year 2016/17

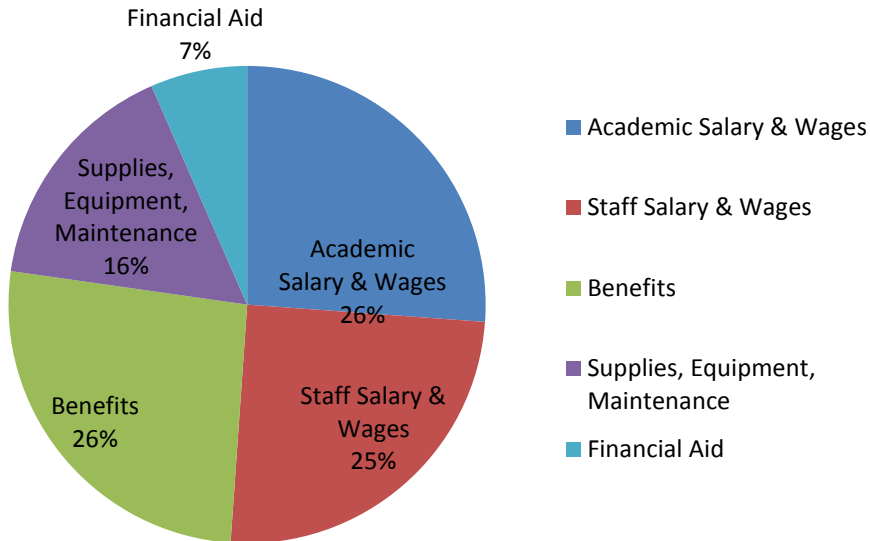
FY 2016/17 Operating Budget



66% of Cal Poly's operating budget is allocated to Academic Affairs. Of that, approximately 81% is allocated to the six colleges with the balance allocated to Library Services, Information Technology (ITS) and other programs within the division.

Academic Affairs	66.1%
Admin & Finance	11.7%
Financial Aid Grants	7.1%
Utilities/Risk Pool/Special Repair	3.2%
Contingencies/Unallocated	2.0%
Student Affairs	7.8%
University Advancement	1.0%
President	1.1%

FY 2016/17 Expenditures



Similar to other higher education institutions, most of Cal Poly's operating budget goes to pay for people. Approximately 77% is used to fund faculty & staff wages and benefits. Operating expenses do not reflect capital expenditures or debt service.

Academic Salary & Wages	26.2%
Staff Salary & Wages	24.9%
Benefits	26.1%
Supplies, Equipment, Maintenance	16.2%
Financial Aid	6.6%