

About Chemicals

UC Chemicals is a cloud-based chemical inventory management tool developed with a researcher-centric approach. It allows easy tracking and maintenance of containers using a barcoding system. Chemical and safety information, such as hazard codes and first aid, are auto populated. The application enables users to create chemical networks to easily share chemicals while controlling access. UC Chemicals includes a complementary web application that works in sync with the mobile app and has additional features such as structure search and import/export capabilities.

Installing the UC Chemicals Application

For iOS users

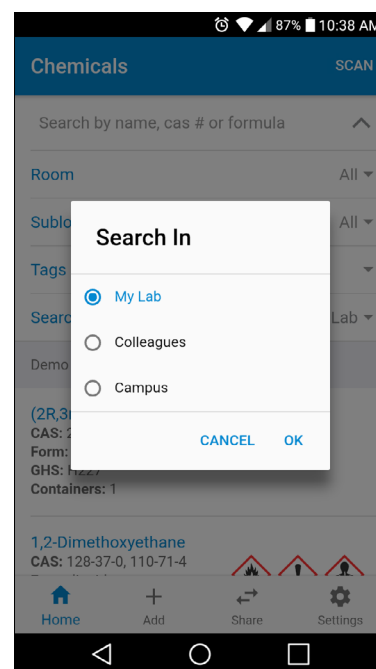
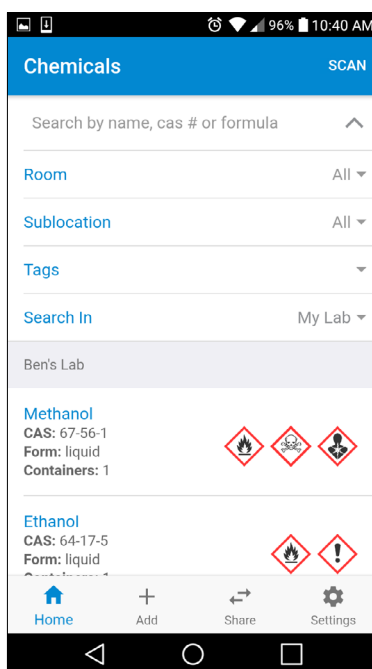
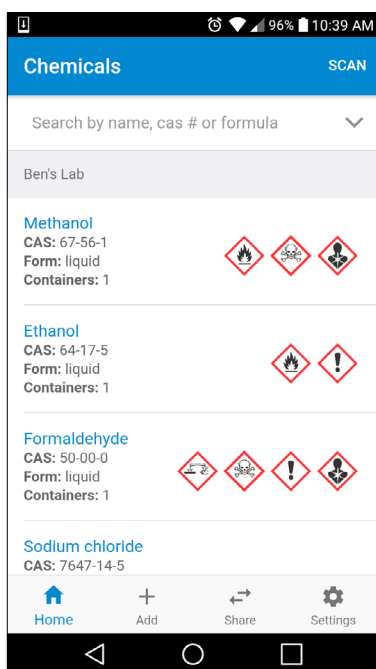
1. Navigate to the App Store
2. Search for UC Chemicals
3. Select **Install**
4. Launch the application
5. Select your campus
6. Log in with your campus credentials

For Android users

1. Navigate to the Google Play Store
2. Search for UC Chemicals
3. Select **Install**
4. Launch the application
5. Select your campus
6. Log in with your campus credentials

Searching Inventory (Mobile)

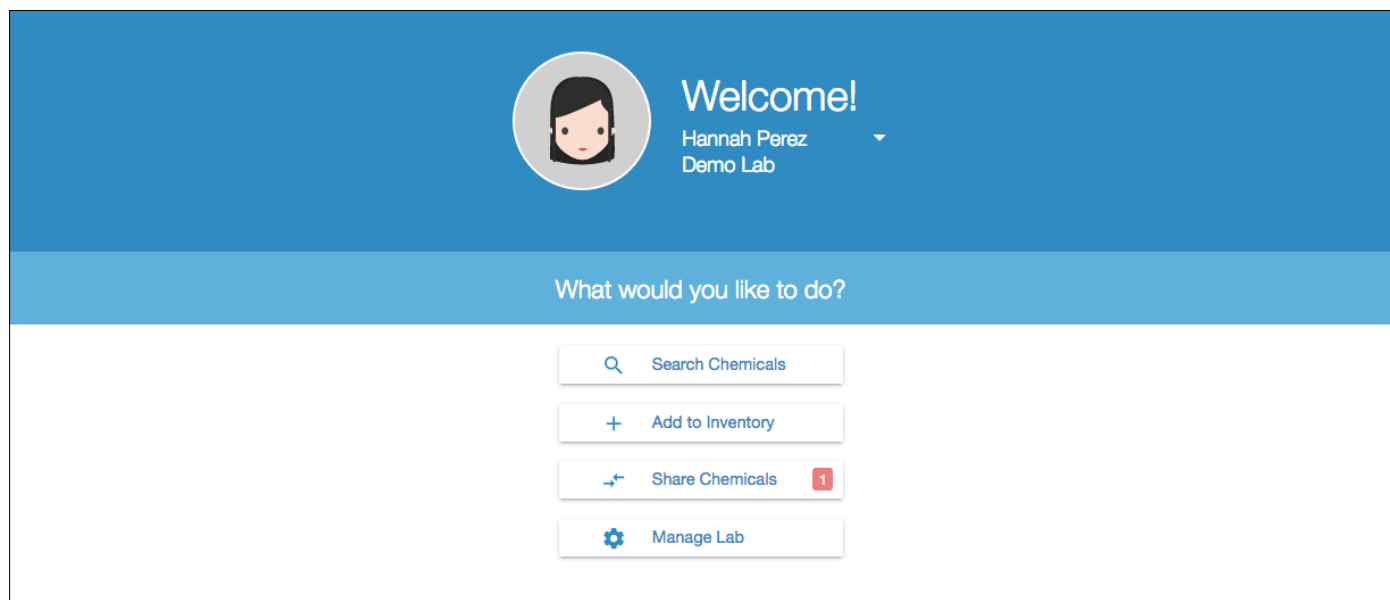
- Launch the app on your mobile device.
- The home screen defaults to your existing inventory.
- You can view your colleagues' labs and the campus from the mobile app by expanding the search filters menu and selecting the group.
- When searching for a chemical, it is recommended to first search by CAS, then by name and finally by formula.



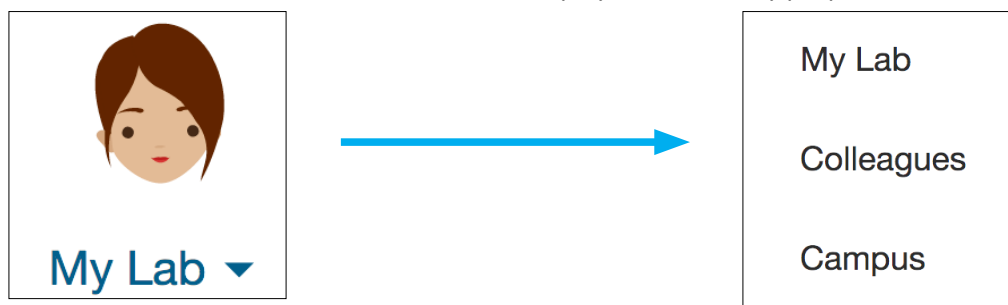
For more information about Chemicals, contact service@RiskandSafetySolutions.com

Searching Inventory (Desktop)

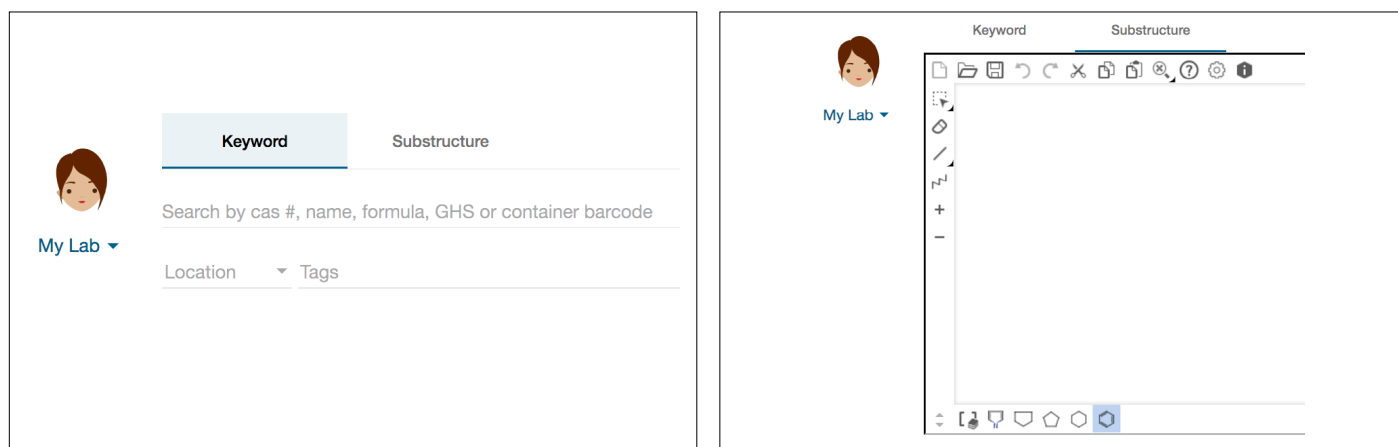
- To search an inventory on the desktop, select **Search Chemicals** from the home screen.



- The results default to the chemical inventory within your lab. You can also search your colleagues' labs or the campus by selecting the drop-down menu underneath your avatar. **Note:** When conducting a campus search, the location and owner of the chemical will not be displayed for security purposes.



- The Substructure feature is available only on desktop. Select the Substructure tab at the top of the page, then begin to draw the chemical you are looking for.



- The search results begin to filter based on the structure you are drawing. As more complexity is added to the structure, the results will narrow. You can also import a structure from a file rather than draw it.