

About Chemicals

UC Chemicals is a cloud-based chemical inventory management tool developed with a researcher-centric approach. It allows easy tracking and maintenance of containers using a barcoding system. Chemical and safety information, such as hazard codes and first aid, are auto populated. The application enables users to create chemical networks to easily share chemicals while controlling access. UC Chemicals includes a complementary web application that works in sync with the mobile app and has additional features such as structure search and import/export capabilities.

Installing the UC Chemicals Application

For iOS users


1. Navigate to the App Store
2. Search for UC Chemicals
3. Select **Install**
4. Launch the application
5. Select your campus
6. Log in with your campus credentials

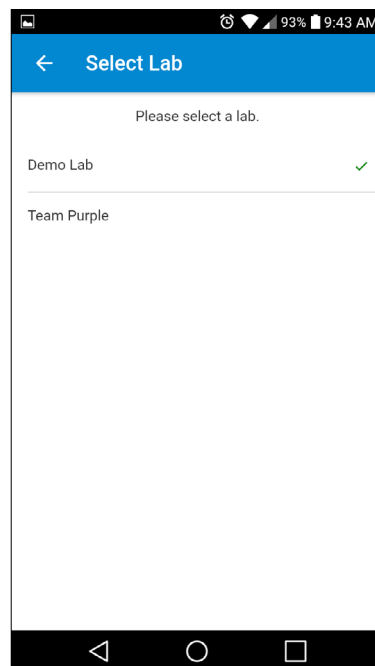
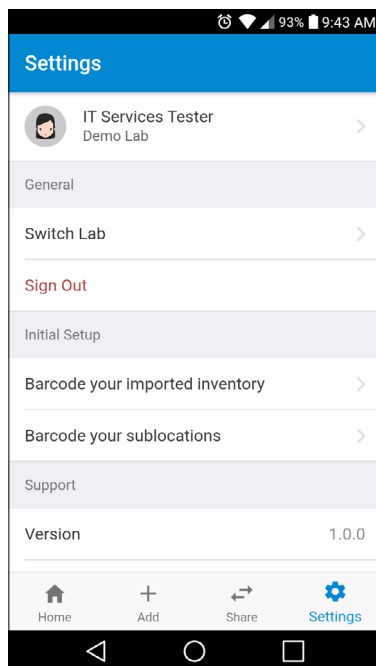
For Android users

1. Navigate to the Google Play Store
2. Search for UC Chemicals
3. Select **Install**
4. Launch the application
5. Select your campus
6. Log in with your campus credentials

Switching Groups (Mobile)

If you're a member of more than one group, you can switch between inventories on both desktop and mobile.


1. Launch the app on your mobile device.
2. Select the **Settings** icon .
3. Choose **Switch Lab** to bring up a list of the groups you are a member of.
4. Select the group you want to switch to.



For more information about Chemicals, contact service@RiskandSafetySolutions.com

Switching Groups (Desktop)

If you're a member of more than one group, you can switch between inventories on both desktop and mobile.

1. Select the drop-down icon .
2. A list of your groups will appear to select from.
3. Select the group you want to switch to.

