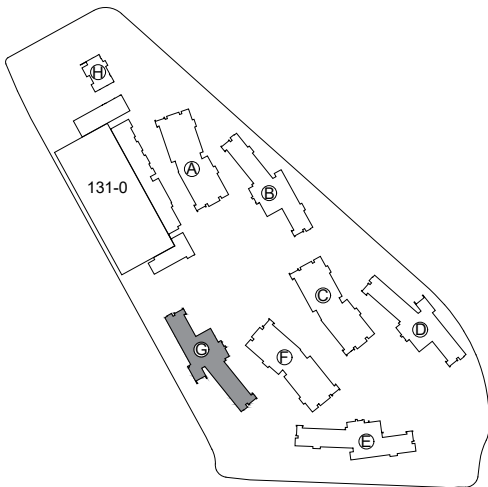


O:\Planroom\Database\building_Floor_Plans\Plan_Book\Building 172-G_tsitpxatu.dwg AutoCAD PDF (High Quality Print).pc3 ANSI full bleed A (8.50 x 11.00 Inches) cpdf.ctb



VICINITY MAP



CAL POLY

tsitpxatu

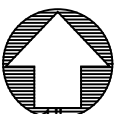
Floor 1
Space Data http://afd.calpoly.edu/facilities/spacefacility/space_data.asp

FACILITIES MANAGEMENT AND DEVELOPMENT

000 UNASSIGN	400 STUDY	800 HEALTH
100 CLASS	500 SPECIAL	900 RESIDENTIAL
200 LAB	600 GENERAL	
300 OFFICE	700 SUPPORT	

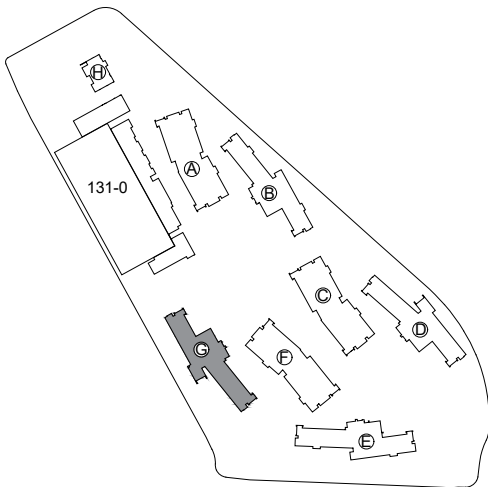
Room Use

October 2020



30' _1

O:\Planroom\Database\building_Floor_Plans\Plan_Book\Building 172-G_tsitpxatu.dwg AutoCAD PDF (High Quality Print).pc3 ANSI full bleed A (8.50 x 11.00 Inches) cpdf.ctb



VICINITY MAP



CAL POLY

tsitpxatu

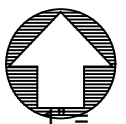
Floor 2
Space Data http://afd.calpoly.edu/facilities/spacefacility/space_data.asp

FACILITIES MANAGEMENT AND DEVELOPMENT

000 UNASSIGN	400 STUDY	800 HEALTH
100 CLASS	500 SPECIAL	900 RESIDENTIAL
200 LAB	600 GENERAL	
300 OFFICE	700 SUPPORT	

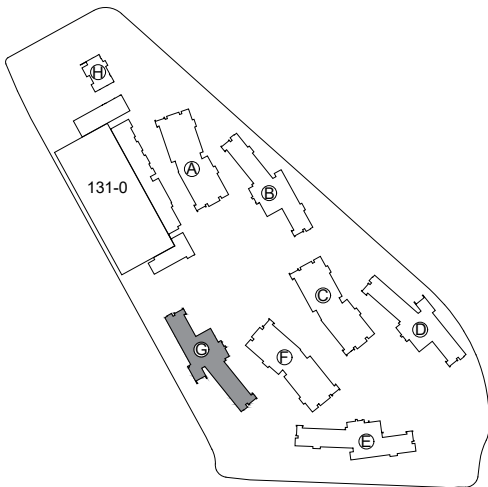
Room Use

October 2020



30'_1

O:\Planroom\Database\building_Floor_Plans\Plan_Book\Building 172-G_tsitpxatu.dwg AutoCAD PDF (High Quality Print).pc3 ANSI full bleed A (8.50 x 11.00 Inches) cpdf.ctb



VICINITY MAP



CAL POLY

tsitpxatu

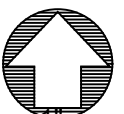
Floor 3
Space Data http://afd.calpoly.edu/facilities/spacefacility/space_data.asp

FACILITIES MANAGEMENT AND DEVELOPMENT

000 UNASSIGN	400 STUDY	800 HEALTH
100 CLASS	500 SPECIAL	900 RESIDENTIAL
200 LAB	600 GENERAL	
300 OFFICE	700 SUPPORT	

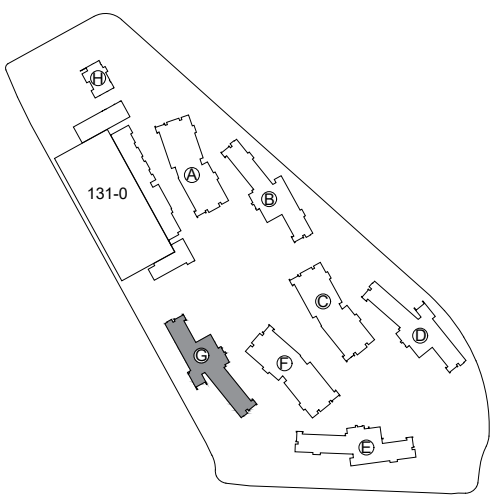
Room Use

October 2020



30' _1

O:\Planroom\Database\building_Floor_Plans\Plan_Book\Building 172-G_tsitpxatu.dwg AutoCAD PDF (High Quality Print).pc3 ANSI full bleed A (8.50 x 11.00 Inches) cpdf.ctb



VICINITY MAP



CAL POLY

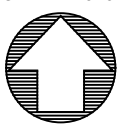
tsitpxatu

Floor 4
Space Data http://afd.calpoly.edu/facilities/spacefacility/space_data.asp

FACILITIES MANAGEMENT AND DEVELOPMENT

000 UNASSIGN	400 STUDY	800 HEALTH
100 CLASS	500 SPECIAL	900 RESIDENTIAL
200 LAB	600 GENERAL	
300 OFFICE	700 SUPPORT	

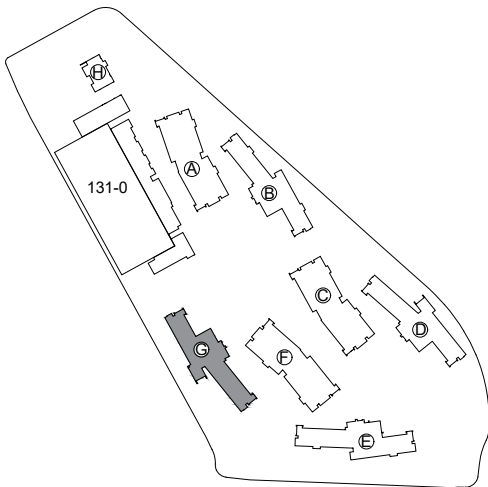
October 2020



1" = 30' 1

Room Use

O:\Planroom\Database\building_Floor_Plans\Plan_Book\Building 172-G_tsitpxatu.dwg AutoCAD PDF (High Quality Print).pc3 ANSI full bleed A (8.50 x 11.00 Inches) cpdf.ctb



VICINITY MAP



CAL POLY

tsitpxatu

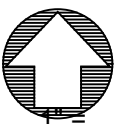
Floor 5
Space Data http://afd.calpoly.edu/facilities/spacefacility/space_data.asp

FACILITIES MANAGEMENT AND DEVELOPMENT

000 UNASSIGN	400 STUDY	800 HEALTH
100 CLASS	500 SPECIAL	900 RESIDENTIAL
200 LAB	600 GENERAL	
300 OFFICE	700 SUPPORT	

Room Use

October 2020



30' _1