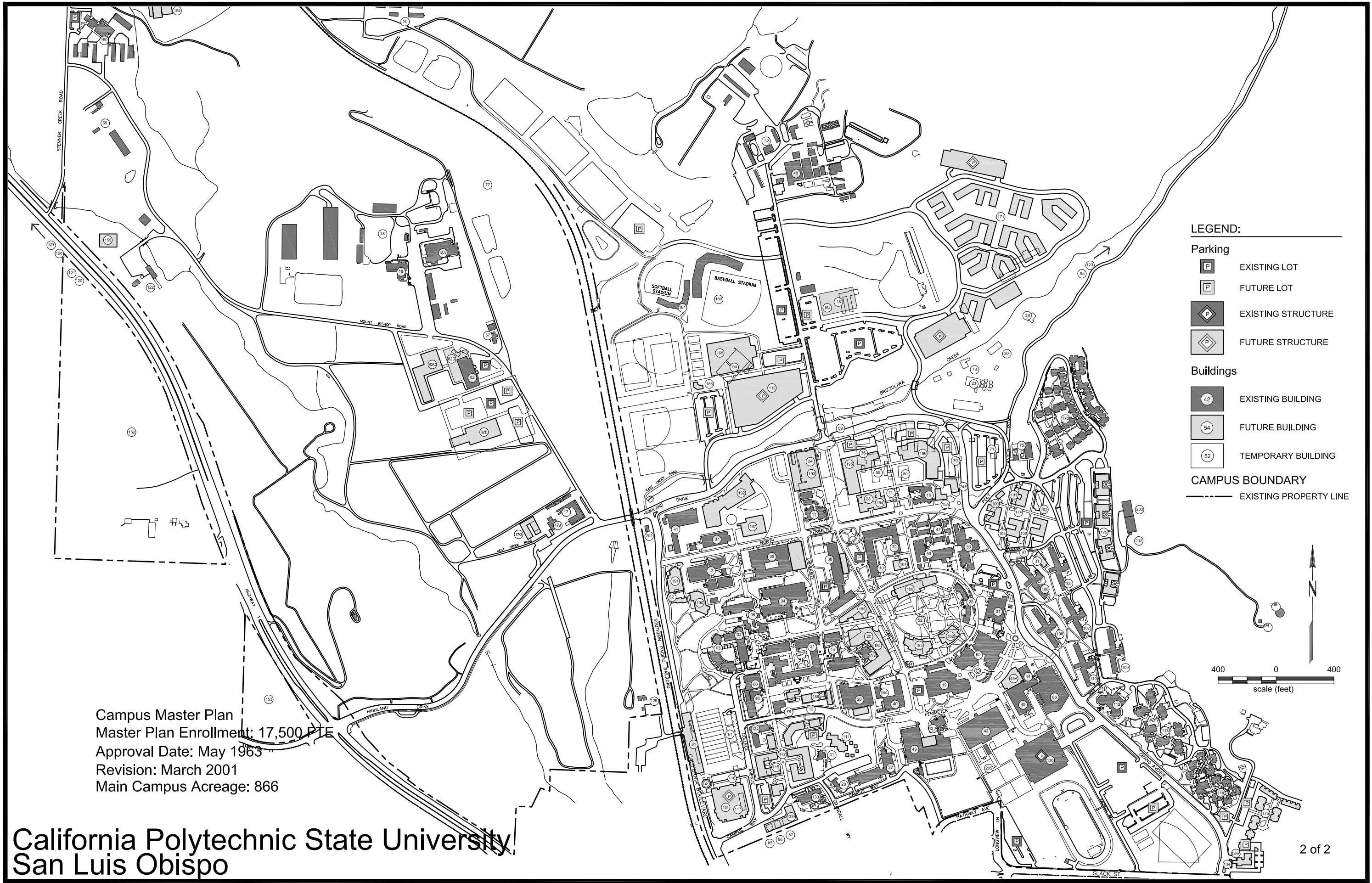










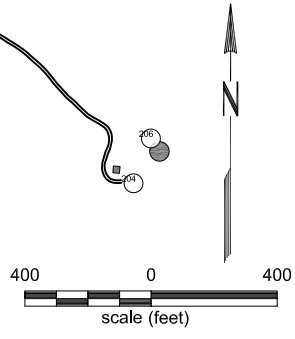
Campus Master Plan  
 Master Plan Enrollment: 17,500 FTE  
 Approval Date: May 1963  
 Revision: March 2001  
 Main Campus Acreage: 866

# California Polytechnic State University

## San Luis Obispo



- LEGEND:**
- Parking**
-  EXISTING LOT
  -  FUTURE LOT
  -  EXISTING STRUCTURE
  -  FUTURE STRUCTURE
- Buildings**
-  EXISTING BUILDING
  -  FUTURE BUILDING
  -  TEMPORARY BUILDING
- CAMPUS BOUNDARY**
-  EXISTING PROPERTY LINE



Campus Master Plan  
 Master Plan Enrollment: 17,500 PTE  
 Approval Date: May 1963  
 Revision: March 2001  
 Main Campus Acreage: 866

# California Polytechnic State University San Luis Obispo