



2021 Space Survey Data – Summary Report by Division

Facilities Planning & Capital Projects
Space Management

Census Date 10/31/2021

Division 120400 - Information Services

Division Admin Bill Britton, VP ITS & CIO

Summary of Division Space

Total Number of Buildings	14
Total Number of Rooms	143
Total Assignable Square Footage (ASF)	43,496

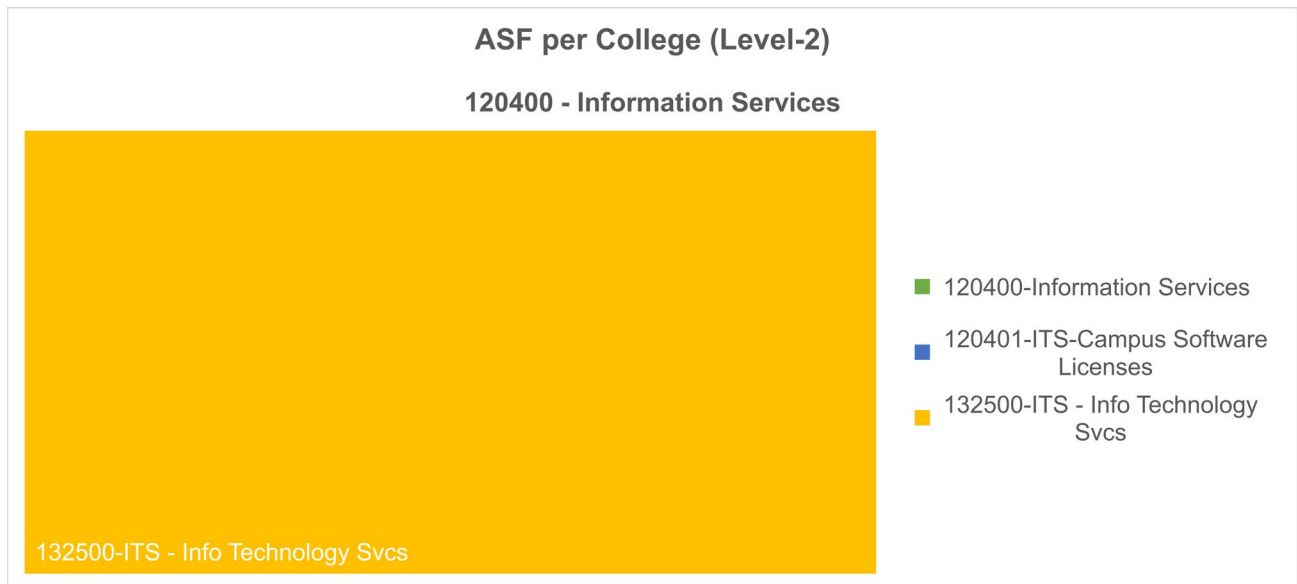


Chart 1: ASF per Department & Room Type

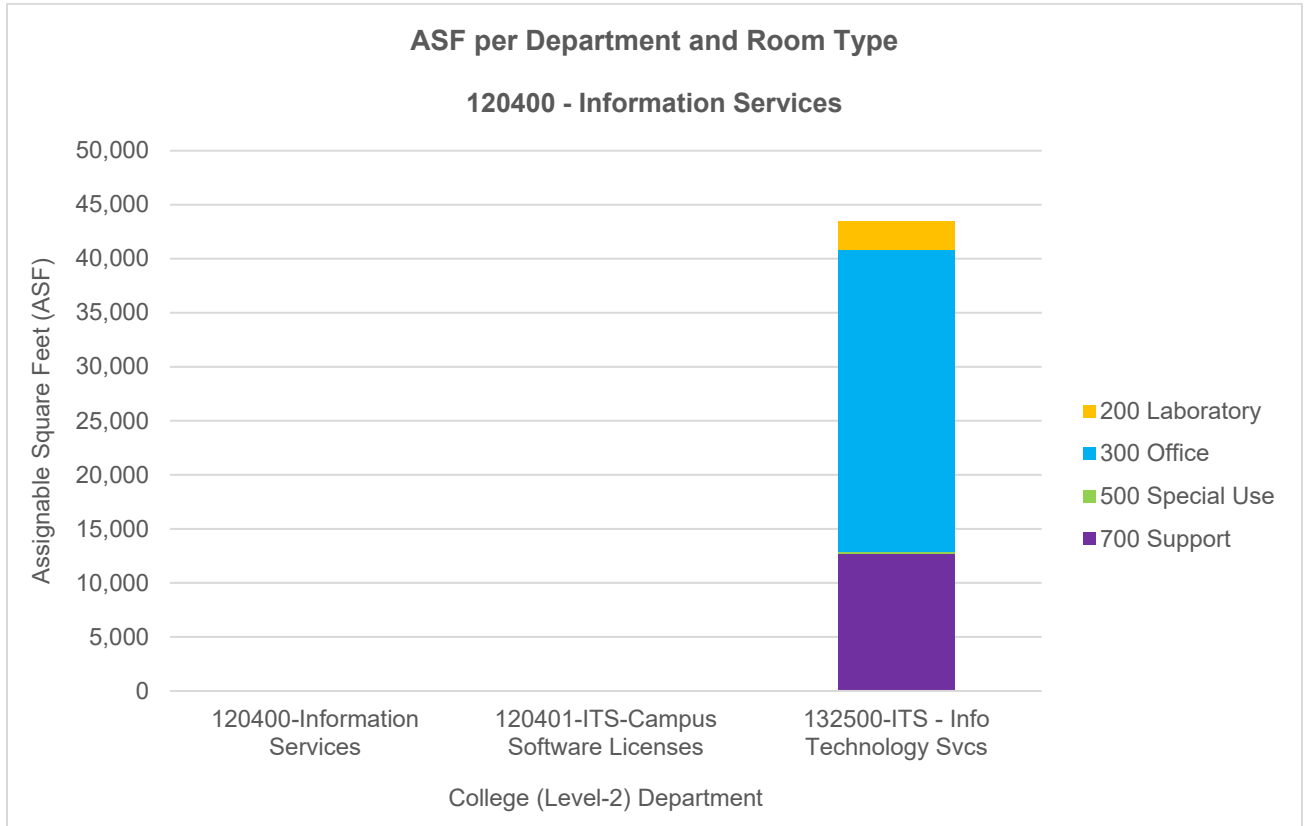


Table 1: ASF per Department & Room Type

College (Level-2)	200 Laboratory		300 Office		500 Special Use		700 Support		TOTAL	
	ASF	# of Rooms	ASF	# of Rooms	ASF	# of Rooms	ASF	# of Rooms	ASF	# of Rooms
120400-Information Services	-	-	-	-	-	-	-	-	-	-
120401-ITS-Campus Software Licenses	-	-	-	-	-	-	-	-	-	-
132500-ITS - Info Technology Svcs	2,659	5	28,006	104	119	1	12,712	33	43,496	143
TOTAL	2,659	5	28,006	104	119	1	12,712	33	43,496	143

Chart 2: ASF per Building & Department

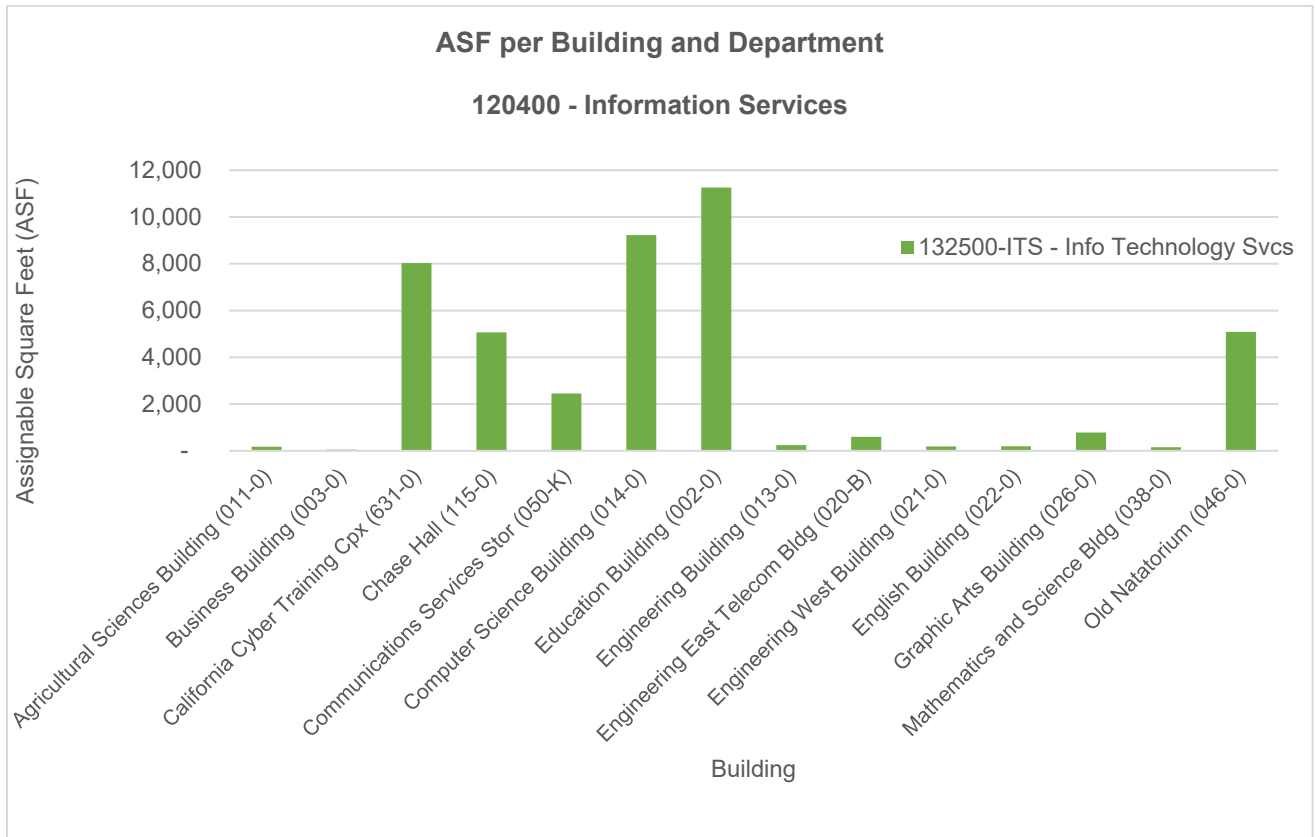


Table 2: ASF per Building & Department

Building	132500-ITS - Info Technology Svcs	
	ASF	# of Rooms
Agricultural Sciences Building (011-0)	171	1
Business Building (003-0)	51	1
California Cyber Training Cpx (631-0)	8,030	24
Chase Hall (115-0)	5,069	40
Communications Services Stor (050-K)	2,450	1
Computer Science Building (014-0)	9,225	24
Education Building (002-0)	11,256	40
Engineering Building (013-0)	242	1
Engineering East Telecom Bldg (020-B)	596	1
Engineering West Building (021-0)	185	1
English Building (022-0)	195	1
Graphic Arts Building (026-0)	784	2
Mathematics and Science Bldg (038-0)	157	1
Old Natatorium (046-0)	5,085	5
TOTAL	43,496	143

Chart 3: ASF per Building & Room Type

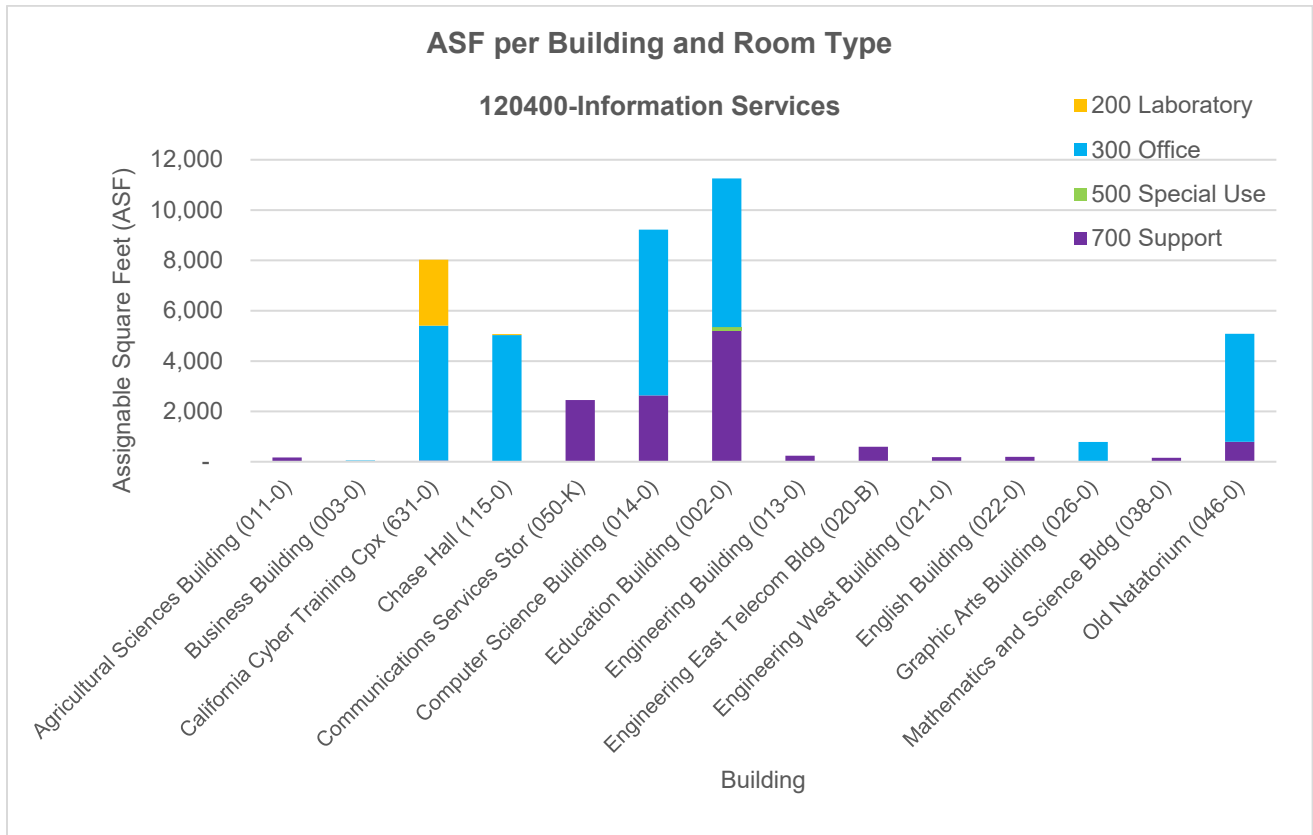


Table 3: ASF per Building & Room Type

Building	200 Laboratory		300 Office		500 Special Use		700 Support		TOTAL	
	ASF	# of Rooms	ASF	# of Rooms	ASF	# of Rooms	ASF	# of Rooms	ASF	# of Rooms
Agricultural Sciences Building (011-0)	-	-	-	-	-	-	171	1	171	1
Business Building (003-0)	-	-	51	1	-	-	-	-	51	1
California Cyber Training Cpx (631-0)	2,622	4	5,356	18	-	-	52	2	8,030	24
Chase Hall (115-0)	37	1	5,032	39	-	-	-	-	5,069	40
Communications Services Stor (050-K)	-	-	-	-	-	-	2,450	1	2,450	1
Computer Science Building (014-0)	-	-	6,586	21	-	-	2,639	3	9,225	24
Education Building (002-0)	-	-	5,907	19	119	1	5,230	20	11,256	40
Engineering Building (013-0)	-	-	-	-	-	-	242	1	242	1
Engineering East Telecom Bldg (020-B)	-	-	-	-	-	-	596	1	596	1
Engineering West Building (021-0)	-	-	-	-	-	-	185	1	185	1
English Building (022-0)	-	-	-	-	-	-	195	1	195	1
Graphic Arts Building (026-0)	-	-	784	2	-	-	-	-	784	2
Mathematics and Science Bldg (038-0)	-	-	-	-	-	-	157	1	157	1
Old Natatorium (046-0)	-	-	4,290	4	-	-	795	1	5,085	5
TOTAL	2,659	5	28,006	104	119	1	12,712	33	43,496	143