



## 2021 Space Survey Data – Summary Report by Division

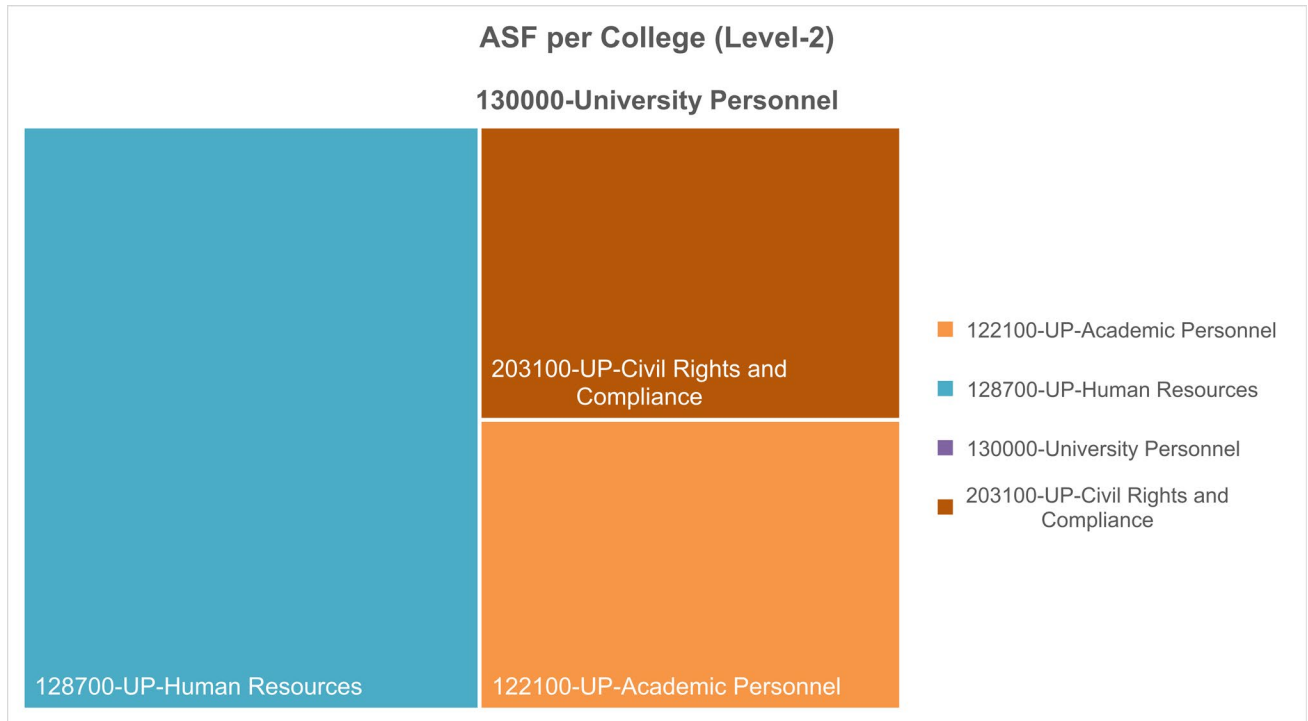
Facilities Planning & Capital Projects  
Space Management

Census Date 10/31/2021

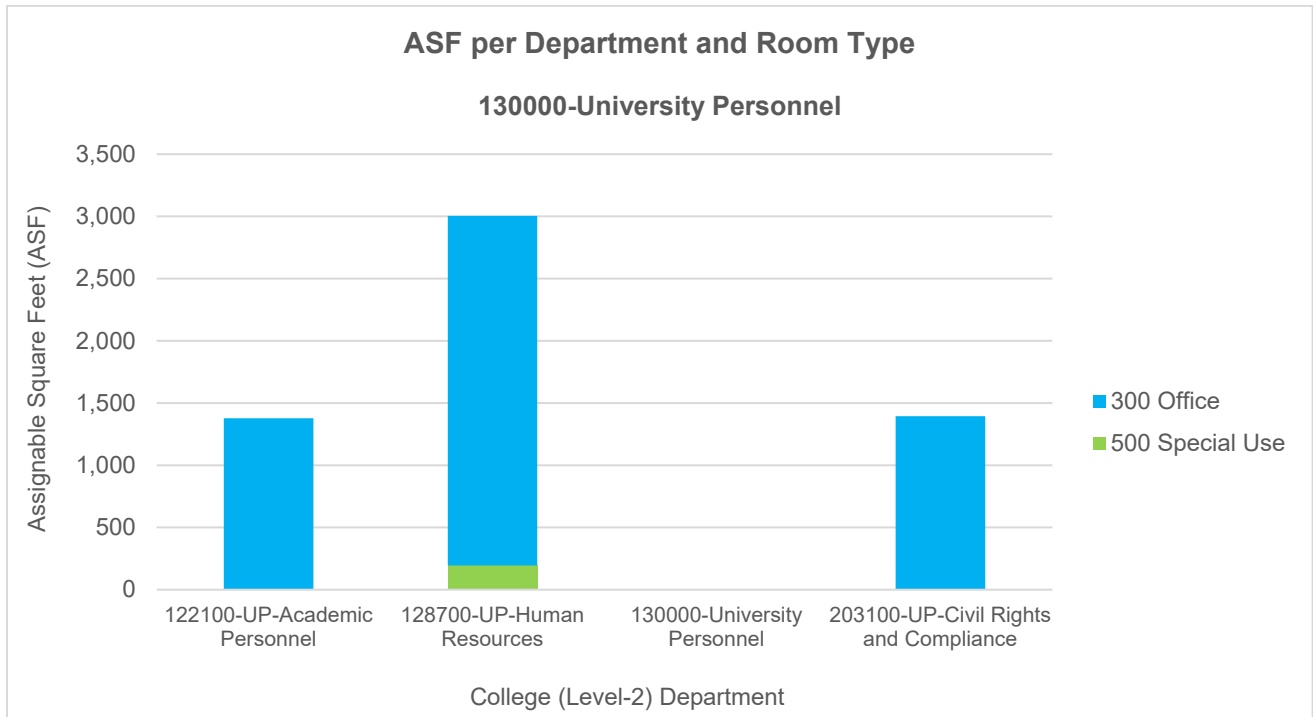
Division 130000 – University Personnel  
Division Admin Al Liddicoat, VP University Personnel

### Summary of Division Space

Total Number of Buildings 2  
Total Number of Rooms 24  
Total Assignable Square Footage (ASF) 5,778



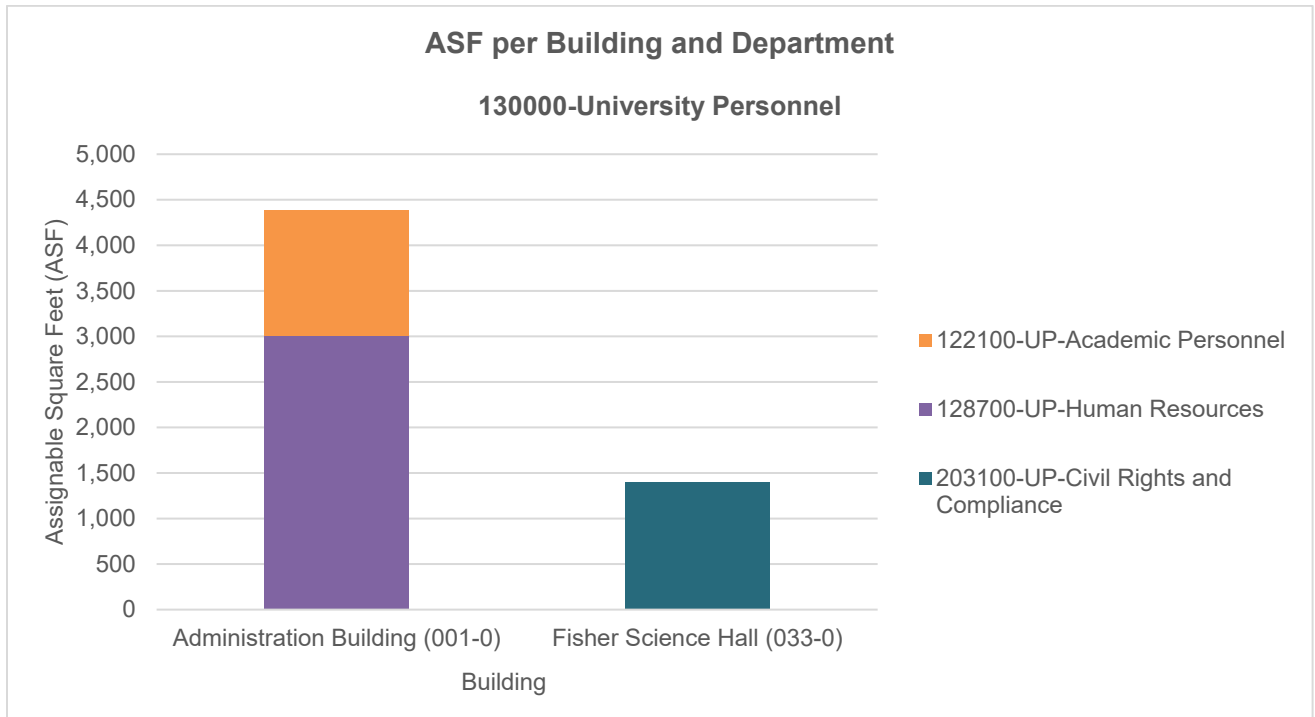
**Chart 1: ASF per Department & Room Type**



**Table 1: ASF per Department & Room Type**

College (Level-2)	300 Office		500 Special Use		TOTAL	
	ASF	# of Rooms	ASF	# of Rooms	ASF	# of Rooms
122100-UP-Academic Personnel	1,378	5	-	-	1,378	5
128700-UP-Human Resources	2,811	11	194	1	3,005	12
130000-University Personnel	-	-	-	-	-	-
203100-UP-Civil Rights and Compliance	1,395	7	-	-	1,395	7
<b>TOTAL</b>	<b>5,584</b>	<b>23</b>	<b>194</b>	<b>1</b>	<b>5,778</b>	<b>24</b>

**Chart 2: ASF per Building & Department**



**Table 2: ASF per Building & Department**

Building	122100-UP-Academic Personnel		128700-UP-Human Resources		203100-UP-Civil Rights and Compliance		TOTAL	
	ASF	# of Rooms	ASF	# of Rooms	ASF	# of Rooms	ASF	# of Rooms
Administration Building (001-0)	1,378	5	3,005	12	-	-	4,383	17
Fisher Science Hall (033-0)	-	-	-	-	1,395	7	1,395	7
<b>TOTAL</b>	<b>1,378</b>	<b>5</b>	<b>3,005</b>	<b>12</b>	<b>1,395</b>	<b>7</b>	<b>5,778</b>	<b>24</b>

Chart 3: ASF per Building & Room Type

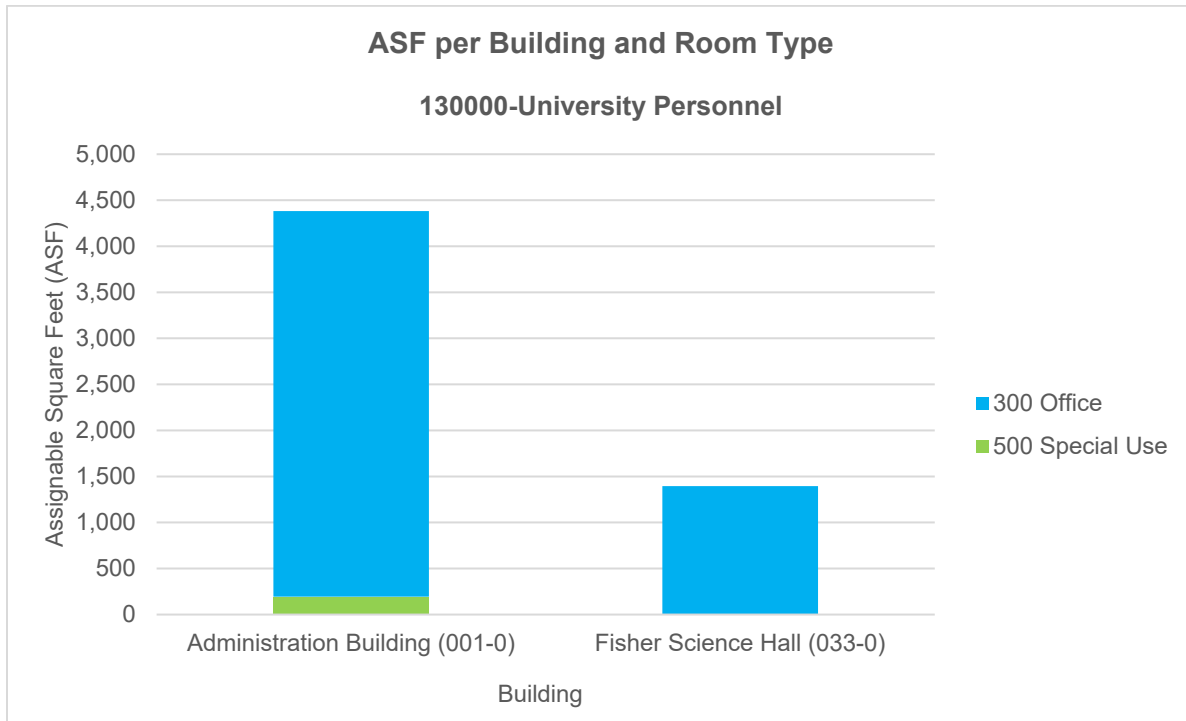


Table 3: ASF per Building & Room Type

Building	300 Office		500 Special Use		TOTAL	
	ASF	# of Rooms	ASF	# of Rooms	ASF	# of Rooms
Administration Building (001-0)	4,189	16	194	1	4,383	17
Fisher Science Hall (033-0)	1,395	7	-	-	1,395	7
<b>TOTAL</b>	<b>5,584</b>	<b>23</b>	<b>194</b>	<b>1</b>	<b>5,778</b>	<b>24</b>