



2021 Space Survey Data – Summary Report by Division

Facilities Planning & Capital Projects
Space Management

Census Date 10/31/2021

Division 137500 - University Development
Division Admin Zachary Smith, VP University Development

Summary of Division Space

Total Number of Buildings 3
Total Number of Rooms 43
Total Assignable Square Footage (ASF) 7,346

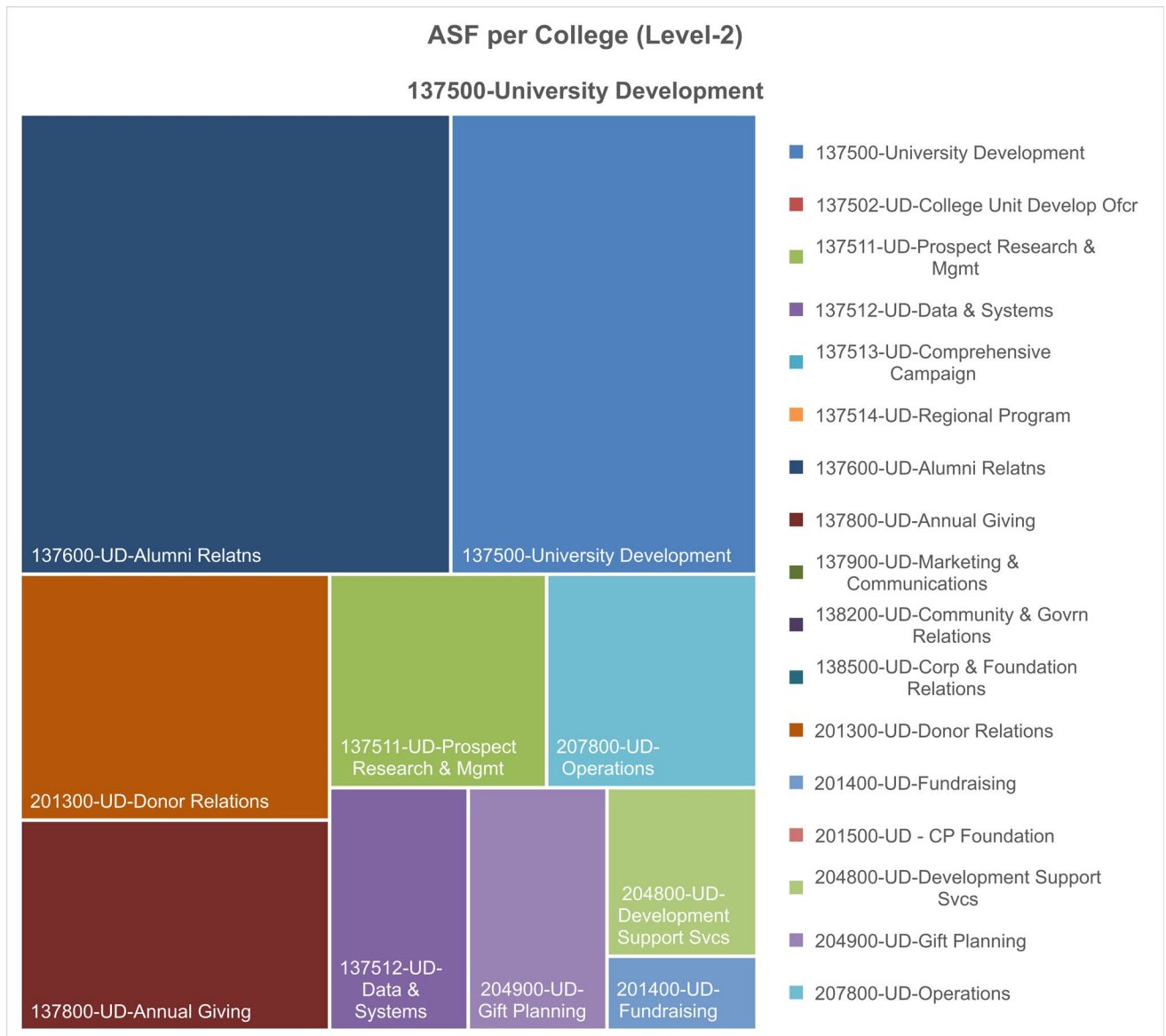


Chart 1: ASF per Department & Room Type

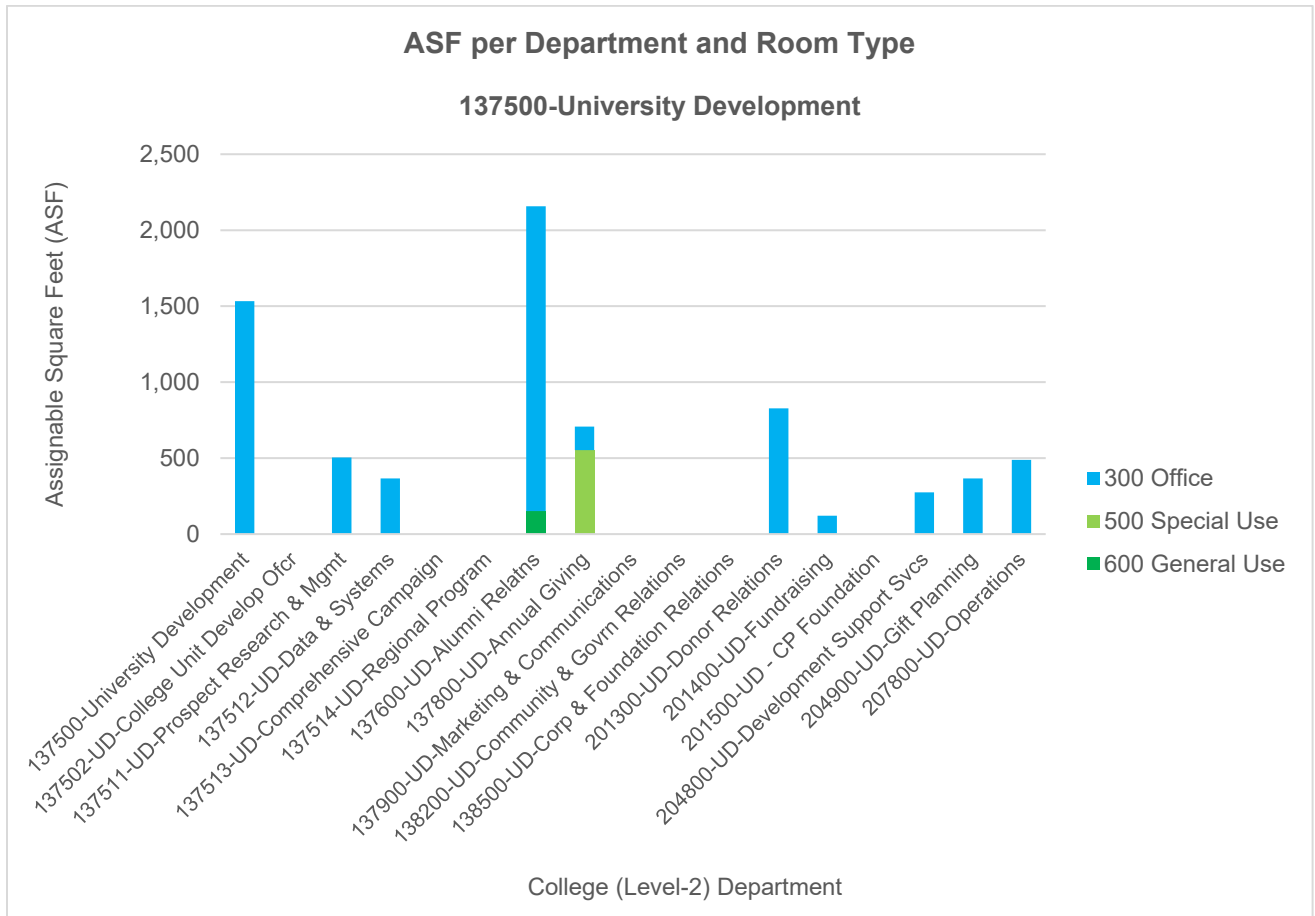


Table 1: ASF per Department & Room Type

College (Level-2)	300 Office		500 Special Use		600 General Use		TOTAL	
	ASF	# of Rooms	ASF	# of Rooms	ASF	# of Rooms	ASF	# of Rooms
137500-University Development	1,533	11	-	-	-	-	1,533	11
137502-UD-College Unit Develop Ofcr	-	-	-	-	-	-	-	-
137511-UD-Prospect Research & Mgmt	504	4	-	-	-	-	504	4
137512-UD-Data & Systems	366	3	-	-	-	-	366	3
137513-UD-Comprehensive Campaign	-	-	-	-	-	-	-	-
137514-UD-Regional Program	-	-	-	-	-	-	-	-
137600-UD-Alumni Relatns	2,005	8	-	-	152	1	2,157	9
137800-UD-Annual Giving	155	1	553	1	-	-	708	2
137900-UD-Marketing & Communications	-	-	-	-	-	-	-	-
138200-UD-Community & Govrn Relations	-	-	-	-	-	-	-	-
138500-UD-Corp & Foundation Relations	-	-	-	-	-	-	-	-
201300-UD-Donor Relations	828	3	-	-	-	-	828	3
201400-UD-Fundraising	121	1	-	-	-	-	121	1
201500-UD - CP Foundation	-	-	-	-	-	-	-	-
204800-UD-Development Support Svcs	275	3	-	-	-	-	275	3
204900-UD-Gift Planning	366	3	-	-	-	-	366	3
207800-UD-Operations	488	4	-	-	-	-	488	4
TOTAL	6,641	41	553	1	152	1	7,346	43



Chart 2: ASF per Building & Department

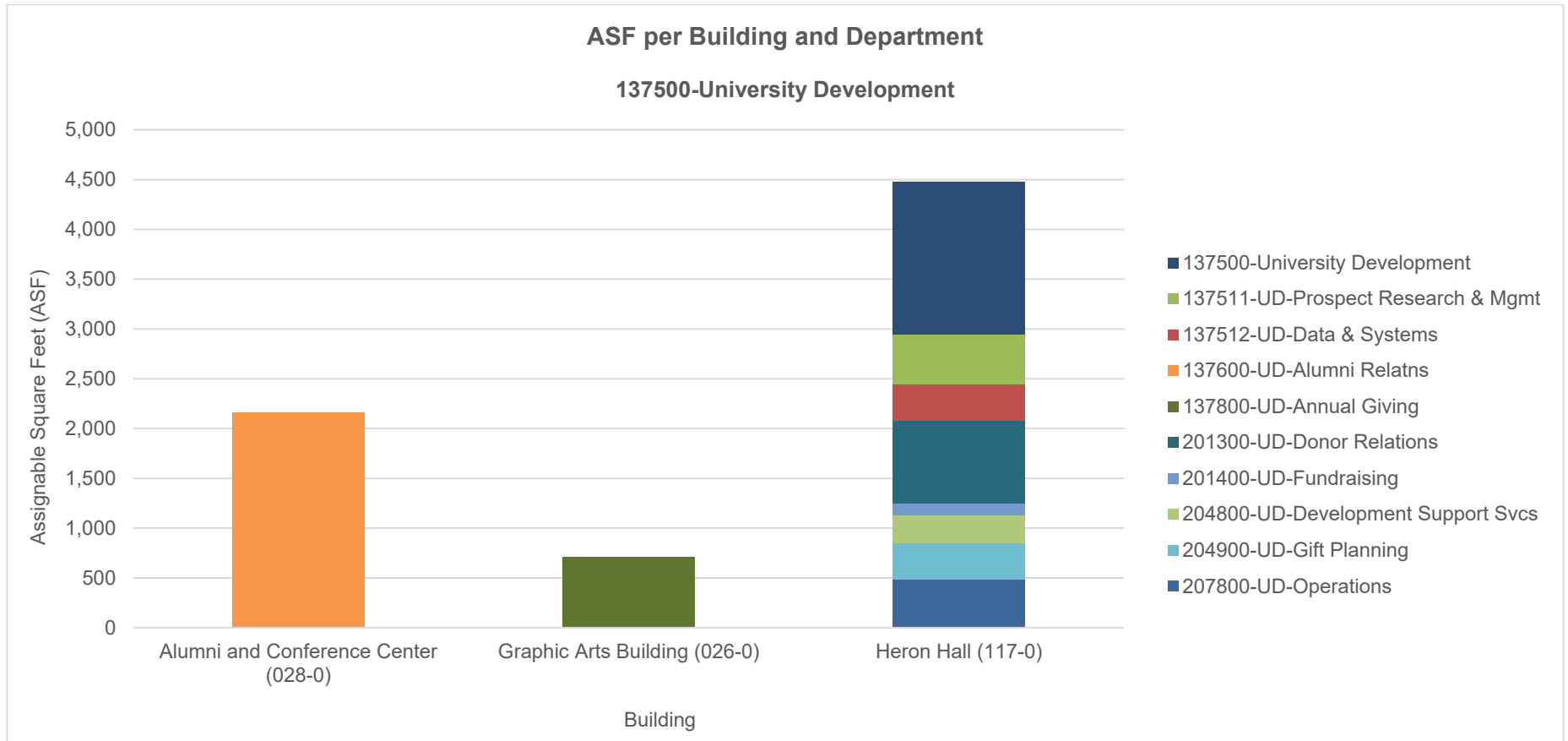


Table 2: ASF per Building & Department

Building	137500-University Development		137511-UD-Prospect Research & Mgmt		137512-UD-Data & Systems		137600-UD-Alumni Relatns		137800-UD-Annual Giving		201300-UD-Donor Relations		201400-UD-Fundraising		204800-UD-Development Support Svcs		204900-UD-Gift Planning		207800-UD-Operations		TOTAL	
	ASF	# of Rooms	ASF	# of Rooms	ASF	# of Rooms	ASF	# of Rooms	ASF	# of Rooms	ASF	# of Rooms	ASF	# of Rooms	ASF	# of Rooms	ASF	# of Rooms	ASF	# of Rooms	ASF	# of Rooms
Alumni and Conference Center (028-0)	-	-	-	-	-	-	2,157	9	-	-	-	-	-	-	-	-	-	-	-	-	2,157	9
Graphic Arts Building (026-0)	-	-	-	-	-	-	-	-	708	2	-	-	-	-	-	-	-	-	-	-	708	2
Heron Hall (117-0)	1,533	11	504	4	366	3	-	-	-	-	828	3	121	1	275	3	366	3	488	4	4,481	32
TOTAL	1,533	11	504	4	366	3	2,157	9	708	2	828	3	121	1	275	3	366	3	488	4	7,346	43



Chart 3: ASF per Building & Room Type

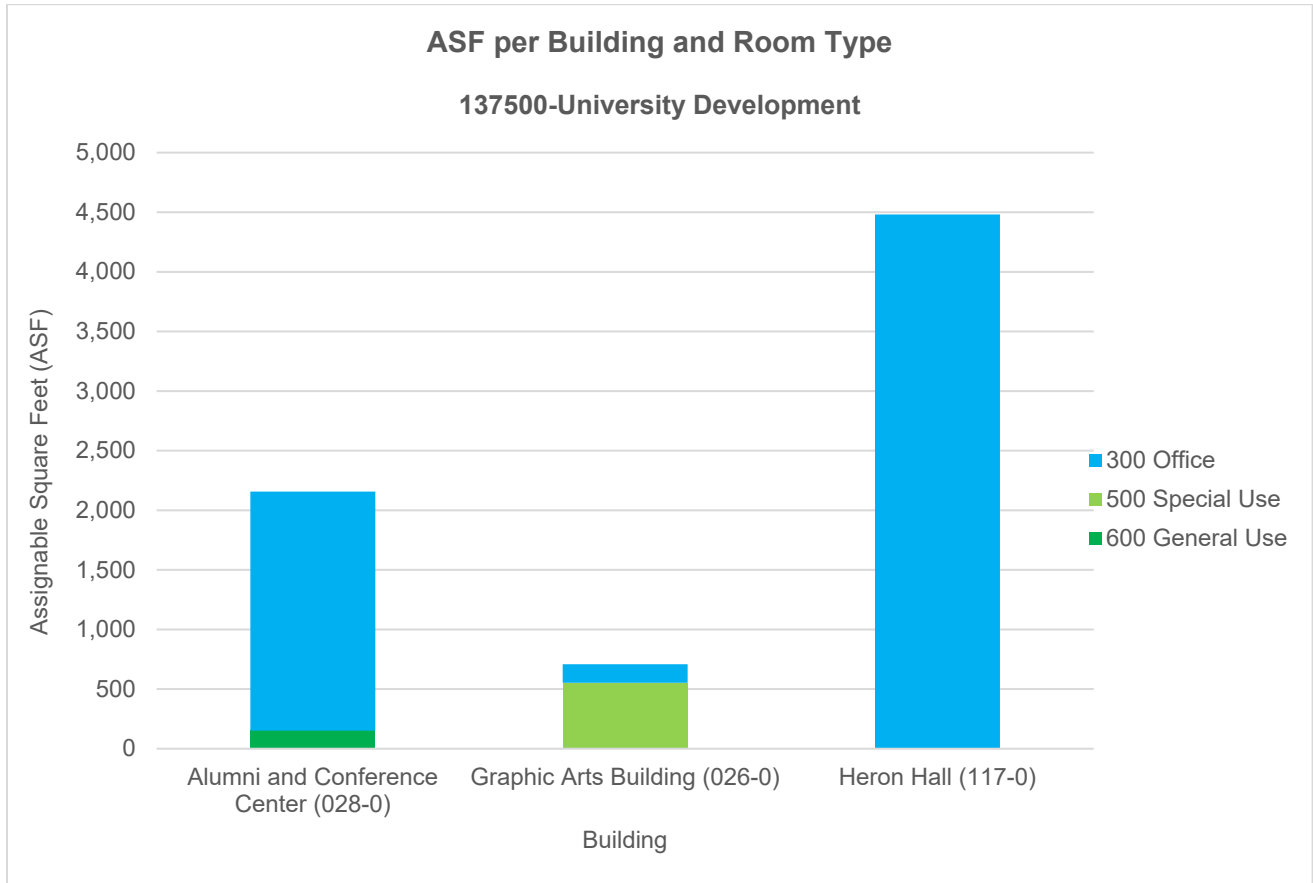


Table 3: ASF per Building & Room Type

Building	300 Office		500 Special Use		600 General Use		TOTAL	
	ASF	# of Rooms	ASF	# of Rooms	ASF	# of Rooms	ASF	# of Rooms
Alumni and Conference Center (028-0)	2,005	8	-	-	152	1	2,157	9
Graphic Arts Building (026-0)	155	1	553	1	-	-	708	2
Heron Hall (117-0)	4,481	32	-	-	-	-	4,481	32
TOTAL	6,641	41	553	1	152	1	7,346	43