



## 2021 Space Survey Data – Summary Report by Division

Facilities Planning & Capital Projects  
Space Management

Census Date 10/31/2021

Division 140000 - Student Affairs

Division Admin Keith Humphrey, VP Student Affairs

### Summary of Division Space

Total Number of Buildings	87
Total Number of Rooms	10,500
Total Assignable Square Footage (ASF)	1,634,574

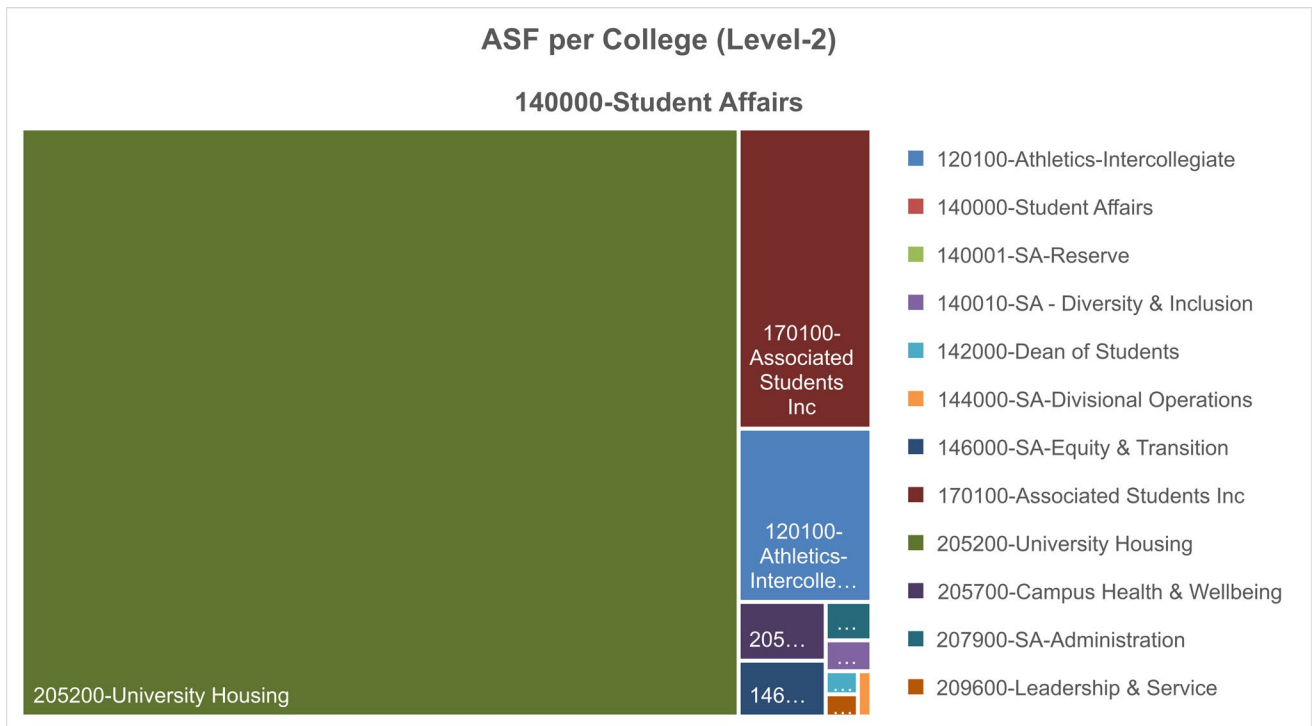


Chart 1: ASF per Department & Room Type

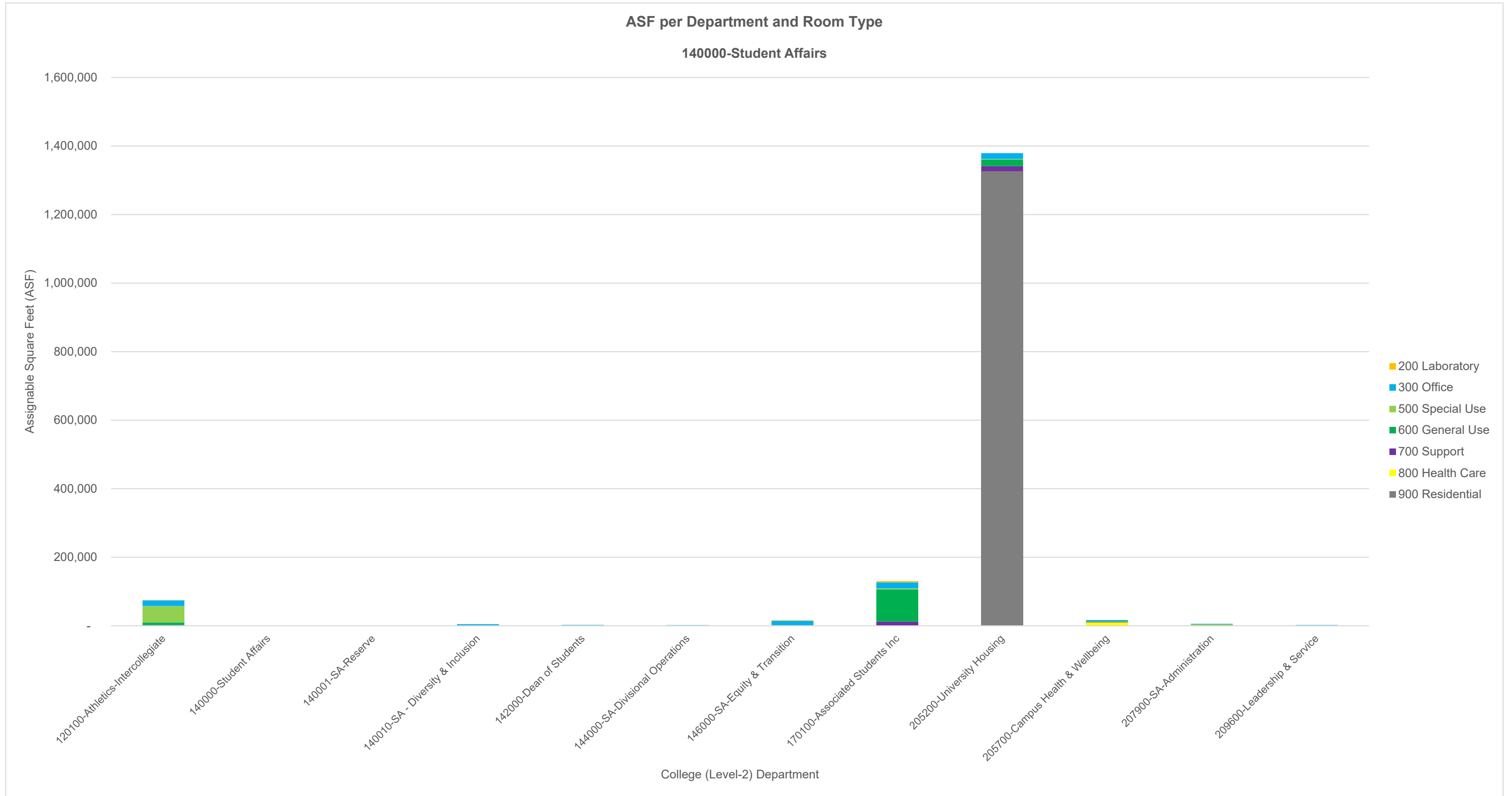


Table 1: ASF per Department & Room Type

College (Level-2)	200 Laboratory		300 Office		500 Special Use		600 General Use		700 Support		800 Health Care		900 Residential		TOTAL	
	ASF	# of Rooms	ASF	# of Rooms	ASF	# of Rooms	ASF	# of Rooms	ASF	# of Rooms	ASF	# of Rooms	ASF	# of Rooms	ASF	# of Rooms
120100-Athletics-Intercollegiate	886	2	16,521	71	48,001	57	7,635	12	2,217	14	-	-	-	-	75,260	156
140000-Student Affairs	-	-	-	-	-	-	-	-	-	-	-	-	-	-	-	-
140001-SA-Reserve	-	-	-	-	-	-	-	-	-	-	-	-	-	-	-	-
140010-SA - Diversity & Inclusion	-	-	4,013	15	612	1	-	-	-	-	-	-	-	-	4,625	16
142000-Dean of Students	-	-	2,428	21	-	-	-	-	-	-	-	-	-	-	2,428	21
144000-SA-Divisional Operations	-	-	2,035	16	-	-	-	-	-	-	-	-	-	-	2,035	16
146000-SA-Equity & Transition	1,493	4	12,622	78	1,803	9	-	-	-	-	-	-	-	-	15,918	91
170100-Associated Students Inc	3,649	2	17,544	61	2,796	12	94,327	46	12,105	32	-	-	-	-	130,421	153
205200-University Housing	-	-	16,808	88	1,770	5	18,915	25	15,093	103	-	-	1,326,469	9,691	1,379,055	9,912
205700-Campus Health & Wellbeing	-	-	3,521	18	1,516	8	120	1	1,487	6	10,115	73	-	-	16,759	106
207900-SA-Administration	-	-	1,278	8	4,461	11	-	-	-	-	-	-	-	-	5,739	19
209600-Leadership & Service	-	-	2,334	10	-	-	-	-	-	-	-	-	-	-	2,334	10
<b>TOTAL</b>	<b>6,028</b>	<b>8</b>	<b>79,104</b>	<b>386</b>	<b>60,959</b>	<b>103</b>	<b>120,997</b>	<b>84</b>	<b>30,902</b>	<b>155</b>	<b>10,115</b>	<b>73</b>	<b>1,326,469</b>	<b>9,691</b>	<b>1,634,574</b>	<b>10,500</b>

Chart 2: ASF per Building & Department

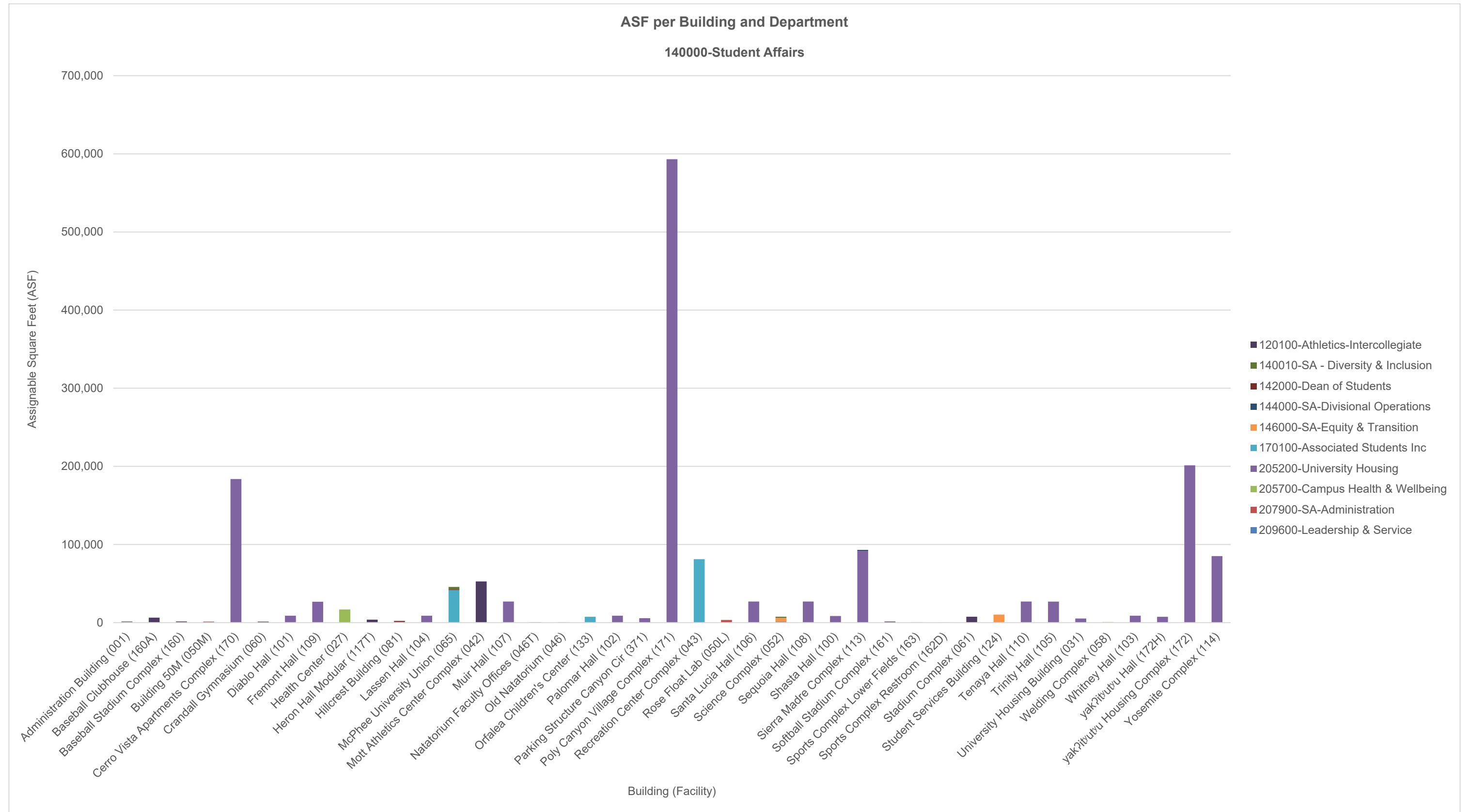


Table 2: ASF per Building & Department

Building (Facility)	120100-Athletics- Intercollegiate		140010-SA - Diversity & Inclusion		142000-Dean of Students		144000-SA-Divisional Operations		146000-SA-Equity & Transition		170100-Associated Students Inc		205200-University Housing		205700-Campus Health & Wellbeing		207900-SA-Administration		209600-Leadership & Service		TOTAL	
	ASF	# of Rooms	ASF	# of Rooms	ASF	# of Rooms	ASF	# of Rooms	ASF	# of Rooms	ASF	# of Rooms	ASF	# of Rooms	ASF	# of Rooms	ASF	# of Rooms	ASF	# of Rooms	ASF	# of Rooms
Administration Building (001)	-	-	170	1	-	-	407	4	-	-	-	-	-	-	-	-	1,022	6	-	-	1,599	11
Baseball Clubhouse (160A)	6,348	20	-	-	-	-	-	-	-	-	-	-	-	-	-	-	-	-	-	-	6,348	20
Baseball Stadium Complex (160)	1,520	4	-	-	-	-	-	-	-	-	-	-	-	-	-	-	-	-	-	-	1,520	4
Building 50M (050M)	-	-	-	-	-	-	-	-	-	-	-	-	-	-	-	-	1,301	3	-	-	1,301	3
Cerro Vista Apartments Complex (170)	-	-	-	-	-	-	-	-	-	-	-	-	183,719	1,671	-	-	-	-	-	-	183,719	1,671
Crandall Gymnasium (060)	1,273	10	-	-	-	-	-	-	-	-	-	-	-	-	-	-	-	-	-	-	1,273	10
Diablo Hall (101)	-	-	-	-	-	-	-	-	-	-	-	-	8,837	41	-	-	-	-	-	-	8,837	41
Fremont Hall (109)	-	-	-	-	-	-	-	-	-	-	-	-	26,689	157	-	-	-	-	-	-	26,689	157
Health Center (027)	-	-	-	-	-	-	-	-	-	-	-	-	-	-	16,759	106	-	-	-	-	16,759	106
Heron Hall Modular (117T)	3,759	12	-	-	-	-	-	-	-	-	-	-	-	-	-	-	-	-	-	-	3,759	12
Hillcrest Building (081)	-	-	-	-	1,421	16	355	5	-	-	-	-	-	-	-	-	-	-	430	4	2,206	25
Lassen Hall (104)	-	-	-	-	-	-	-	-	-	-	-	-	8,837	41	-	-	-	-	-	-	8,837	41
McPhee University Union (065)	-	-	2,978	12	1,007	5	-	-	-	-	40,924	58	-	-	-	-	-	-	725	5	45,634	80
Mott Athletics Center Complex (042)	52,496	67	-	-	-	-	-	-	-	-	220	2	-	-	-	-	-	-	-	-	52,716	69
Muir Hall (107)	-	-	-	-	-	-	-	-	-	-	-	-	27,062	158	-	-	-	-	-	-	27,062	158
Natorium Faculty Offices (046T)	648	4	-	-	-	-	-	-	-	-	-	-	-	-	-	-	-	-	-	-	648	4
Old Natatorium (046)	320	2	-	-	-	-	-	-	-	-	-	-	-	-	-	-	-	-	-	-	320	2
Orfalea Children's Center (133)	-	-	-	-	-	-	-	-	-	-	7,466	20	-	-	-	-	-	-	-	-	7,466	20
Palomar Hall (102)	-	-	-	-	-	-	-	-	-	-	-	-	8,837	41	-	-	-	-	-	-	8,837	41
Parking Structure Canyon Cir (371)	-	-	-	-	-	-	-	-	-	-	-	-	5,699	3	-	-	-	-	-	-	5,699	3
Poly Canyon Village Complex (171)	-	-	-	-	-	-	-	-	-	-	-	-	593,093	5,291	-	-	-	-	-	-	593,093	5,291
Recreation Center Complex (043)	-	-	-	-	-	-	-	-	-	-	81,152	69	-	-	-	-	-	-	-	-	81,152	69
Rose Float Lab (050L)	-	-	-	-	-	-	-	-	-	-	-	-	-	-	-	-	3,416	10	-	-	3,416	10
Santa Lucia Hall (106)	-	-	-	-	-	-	-	-	-	-	-	-	27,001	149	-	-	-	-	-	-	27,001	149
Science Complex (052)	-	-	1,477	3	-	-	-	-	4,884	26	-	-	-	-	-	-	-	-	1,179	1	7,540	30
Sequoia Hall (108)	-	-	-	-	-	-	-	-	-	-	-	-	27,046	159	-	-	-	-	-	-	27,046	159
Shasta Hall (100)	-	-	-	-	-	-	-	-	-	-	-	-	8,429	43	-	-	-	-	-	-	8,429	43
Sierra Madre Complex (113)	-	-	-	-	-	-	1,273	7	-	-	-	-	91,778	418	-	-	-	-	-	-	93,051	425
Softball Stadium Complex (161)	1,376	7	-	-	-	-	-	-	-	-	-	-	-	-	-	-	-	-	-	-	1,376	7
Sports Complex Lower Fields (163)	-	-	-	-	-	-	-	-	-	-	429	3	-	-	-	-	-	-	-	-	429	3
Sports Complex Restroom (162D)	-	-	-	-	-	-	-	-	-	-	230	1	-	-	-	-	-	-	-	-	230	1
Stadium Complex (061)	7,520	30	-	-	-	-	-	-	-	-	-	-	-	-	-	-	-	-	-	-	7,520	30
Student Services Building (124)	-	-	-	-	-	-	-	-	10,255	63	-	-	-	-	-	-	-	-	-	-	10,255	63
Tenaya Hall (110)	-	-	-	-	-	-	-	-	-	-	-	-	27,056	159	-	-	-	-	-	-	27,056	159
Trinity Hall (105)	-	-	-	-	-	-	-	-	-	-	-	-	26,911	149	-	-	-	-	-	-	26,911	149
University Housing Building (031)	-	-	-	-	-	-	-	-	-	-	-	-	5,271	32	-	-	-	-	-	-	5,271	32
Welding Complex (058)	-	-	-	-	-	-	-	-	779	2	-	-	-	-	-	-	-	-	-	-	779	2
Whitney Hall (103)	-	-	-	-	-	-	-	-	-	-	-	-	8,837	41	-	-	-	-	-	-	8,837	41
yak?itubu Hall (172H)	-	-	-	-	-	-	-	-	-	-	-	-	7,435	19	-	-	-	-	-	-	7,435	19
yak?itubu Housing Complex (172)	-	-	-	-	-	-	-	-	-	-	-	-	201,328	882	-	-	-	-	-	-	201,328	882
Yosemite Complex (114)	-	-	-	-	-	-	-	-	-	-	-	-	85,190	458	-	-	-	-	-	-	85,190	458
<b>TOTAL</b>	<b>75,260</b>	<b>156</b>	<b>4,625</b>	<b>16</b>	<b>2,428</b>	<b>21</b>	<b>2,035</b>	<b>16</b>	<b>15,918</b>	<b>91</b>	<b>130,421</b>	<b>153</b>	<b>1,379,055</b>	<b>9,912</b>	<b>16,759</b>	<b>106</b>	<b>5,739</b>	<b>19</b>	<b>2,334</b>	<b>10</b>	<b>1,634,574</b>	<b>10,500</b>

Chart 3: ASF per Building & Room Type

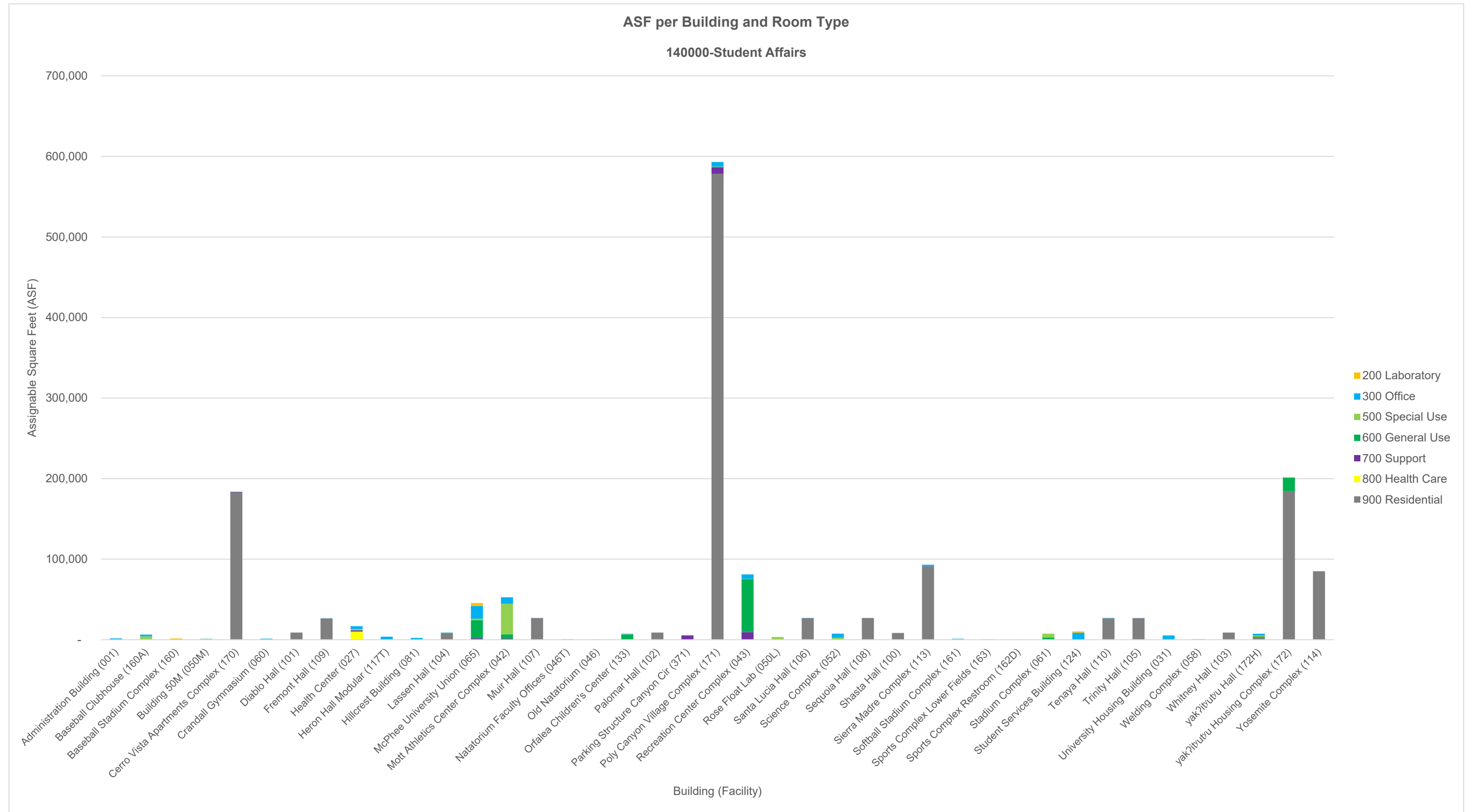


Table 3: ASF per Building & Room Type

Building (Facility)	200 Laboratory		300 Office		500 Special Use		600 General Use		700 Support		800 Health Care		900 Residential		TOTAL	
	ASF	# of Rooms	ASF	# of Rooms	ASF	# of Rooms	ASF	# of Rooms	ASF	# of Rooms	ASF	# of Rooms	ASF	# of Rooms	ASF	# of Rooms
Administration Building (001)	-	-	1,599	11	-	-	-	-	-	-	-	-	-	-	1,599	11
Baseball Clubhouse (160A)	-	-	2,180	8	4,168	12	-	-	-	-	-	-	-	-	6,348	20
Baseball Stadium Complex (160)	802	1	-	-	317	1	-	-	401	2	-	-	-	-	1,520	4
Building 50M (050M)	-	-	256	2	1,045	1	-	-	-	-	-	-	-	-	1,301	3
Cerro Vista Apartments Complex (170)	-	-	352	2	-	-	-	-	556	8	-	-	182,811	1,661	183,719	1,671
Crandall Gymnasium (060)	-	-	1,105	8	-	-	-	-	168	2	-	-	-	-	1,273	10
Diablo Hall (101)	-	-	-	-	-	-	-	-	-	-	-	-	8,837	41	8,837	41
Fremont Hall (109)	-	-	122	1	-	-	-	-	81	2	-	-	26,486	154	26,689	157
Health Center (027)	-	-	3,521	18	1,516	8	120	1	1,487	6	10,115	73	-	-	16,759	106
Heron Hall Modular (117T)	-	-	3,759	12	-	-	-	-	-	-	-	-	-	-	3,759	12
Hillcrest Building (081)	-	-	2,206	25	-	-	-	-	-	-	-	-	-	-	2,206	25
Lassen Hall (104)	-	-	495	1	-	-	-	-	-	-	-	-	8,342	40	8,837	41
McPhee University Union (065)	3,649	2	15,875	54	1,850	6	22,465	8	1,795	10	-	-	-	-	45,634	80
Mott Athletics Center Complex (042)	-	-	8,098	33	37,931	21	5,257	6	1,430	9	-	-	-	-	52,716	69
Muir Hall (107)	-	-	122	1	-	-	-	-	81	2	-	-	26,859	155	27,062	158
Natatorium Faculty Offices (046T)	-	-	648	4	-	-	-	-	-	-	-	-	-	-	648	4
Old Natatorium (046)	-	-	320	2	-	-	-	-	-	-	-	-	-	-	320	2
Orfalea Children's Center (133)	-	-	847	7	310	3	5,973	9	336	1	-	-	-	-	7,466	20
Palomar Hall (102)	-	-	-	-	-	-	-	-	-	-	-	-	8,837	41	8,837	41
Parking Structure Canyon Cir (371)	-	-	490	1	-	-	-	-	5,209	2	-	-	-	-	5,699	3
Poly Canyon Village Complex (171)	-	-	5,695	27	390	4	388	1	8,201	76	-	-	578,419	5,183	593,093	5,291
Recreation Center Complex (043)	-	-	5,532	22	263	1	65,889	29	9,468	17	-	-	-	-	81,152	69
Rose Float Lab (050L)	-	-	-	-	3,416	10	-	-	-	-	-	-	-	-	3,416	10
Santa Lucia Hall (106)	-	-	303	2	-	-	-	-	81	2	-	-	26,617	145	27,001	149
Science Complex (052)	-	-	5,233	21	2,307	9	-	-	-	-	-	-	-	-	7,540	30
Sequoia Hall (108)	-	-	122	1	-	-	-	-	81	2	-	-	26,843	156	27,046	159
Shasta Hall (100)	-	-	-	-	-	-	-	-	-	-	-	-	8,429	43	8,429	43
Sierra Madre Complex (113)	-	-	1,807	9	-	-	-	-	255	2	-	-	90,989	414	93,051	425
Softball Stadium Complex (161)	-	-	411	4	730	2	235	1	-	-	-	-	-	-	1,376	7
Sports Complex Lower Fields (163)	-	-	-	-	143	1	-	-	286	2	-	-	-	-	429	3
Sports Complex Restroom (162D)	-	-	-	-	230	1	-	-	-	-	-	-	-	-	230	1
Stadium Complex (061)	84	1	-	-	4,855	21	2,143	5	438	3	-	-	-	-	7,520	30
Student Services Building (124)	1,493	4	8,654	58	108	1	-	-	-	-	-	-	-	-	10,255	63
Tenaya Hall (110)	-	-	489	3	-	-	-	-	81	2	-	-	26,486	154	27,056	159
Trinity Hall (105)	-	-	216	2	-	-	-	-	78	2	-	-	26,617	145	26,911	149
University Housing Building (031)	-	-	5,045	28	-	-	-	-	165	2	-	-	61	2	5,271	32
Welding Complex (058)	-	-	779	2	-	-	-	-	-	-	-	-	-	-	779	2
Whitney Hall (103)	-	-	-	-	-	-	-	-	-	-	-	-	8,837	41	8,837	41
yak?it'utu Hall (172H)	-	-	2,311	14	1,380	1	1,351	1	-	-	-	-	2,393	3	7,435	19
yak?it'utu Housing Complex (172)	-	-	-	-	-	-	17,176	23	-	-	-	-	184,152	859	201,328	882
Yosemite Complex (114)	-	-	512	3	-	-	-	-	224	1	-	-	84,454	454	85,190	458
<b>TOTAL</b>	<b>6,028</b>	<b>8</b>	<b>79,104</b>	<b>386</b>	<b>60,959</b>	<b>103</b>	<b>120,997</b>	<b>84</b>	<b>30,902</b>	<b>155</b>	<b>10,115</b>	<b>73</b>	<b>1,326,469</b>	<b>9,691</b>	<b>1,634,574</b>	<b>10,500</b>