



2021 Space Survey Data – Summary Report by Division

Facilities Planning & Capital Projects
Space Management

Census Date 10/31/2021

Division 145000 - President

Division Admin Jessica Darin, AVP and Chief of Staff

Summary of Division Space

Total Number of Buildings	6
Total Number of Rooms	37
Total Assignable Square Footage (ASF)	7,795

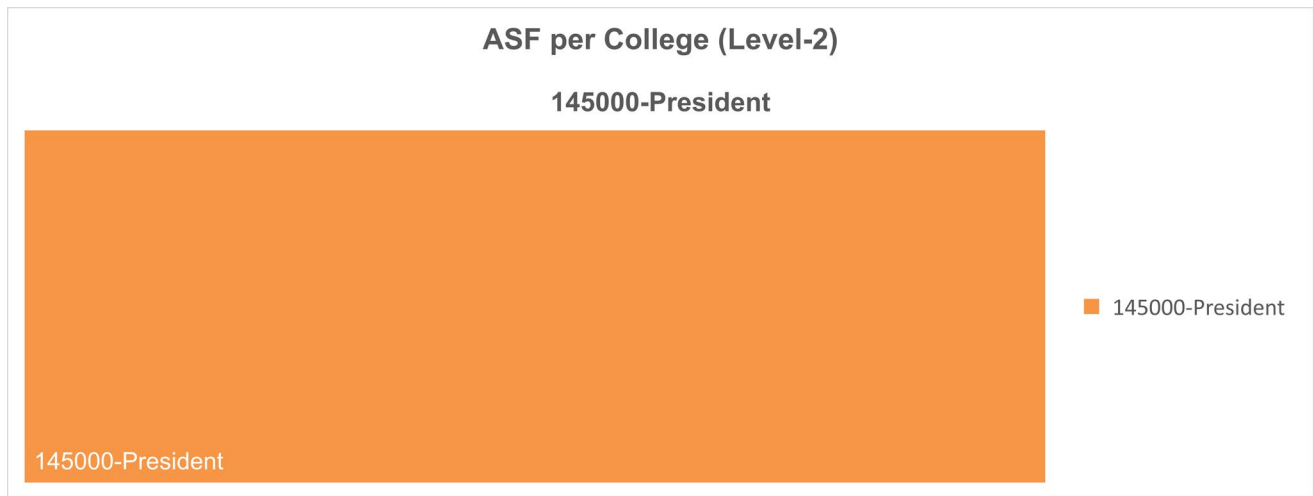


Chart 1: ASF per Department & Room Type

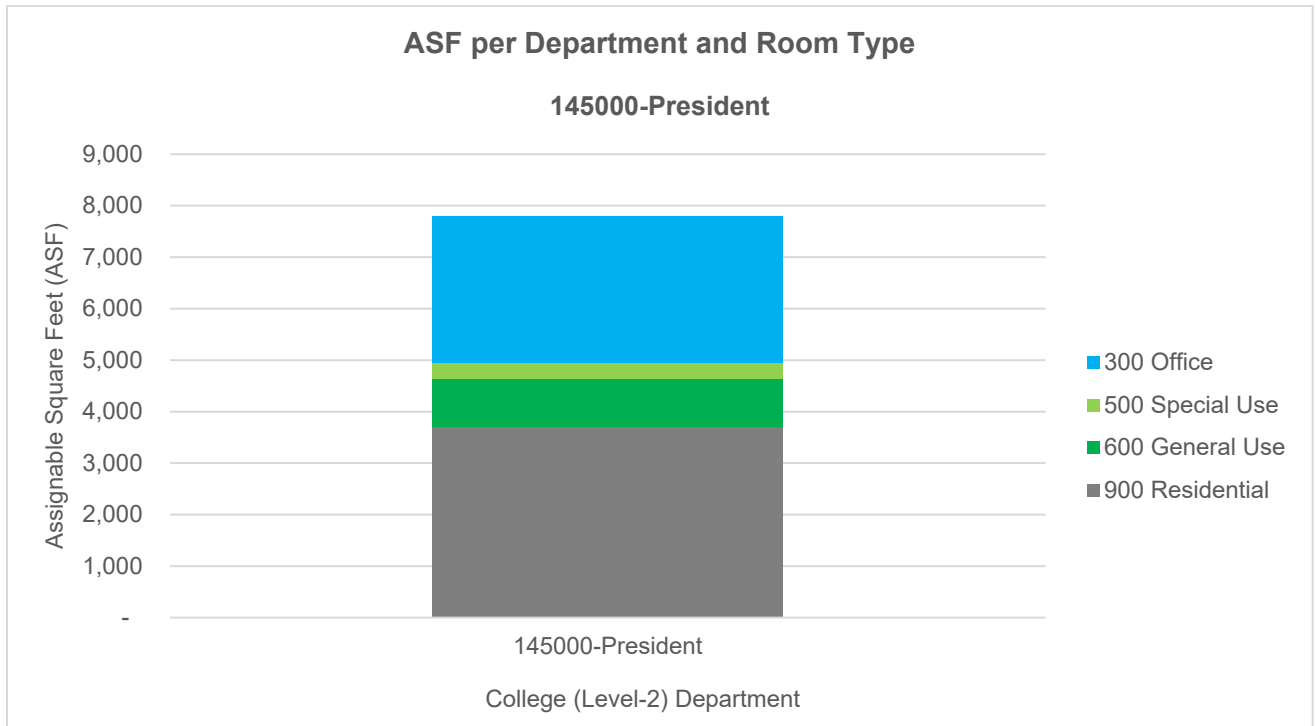


Table 1: ASF per Department & Room Type

College (Level-2)	300 Office		500 Special Use		600 General Use		900 Residential		TOTAL	
	ASF	# of Rooms	ASF	# of Rooms	ASF	# of Rooms	ASF	# of Rooms	ASF	# of Rooms
145000-President	2,845	14	300	1	951	1	3,699	21	7,795	37

Chart 2: ASF per Building & Department

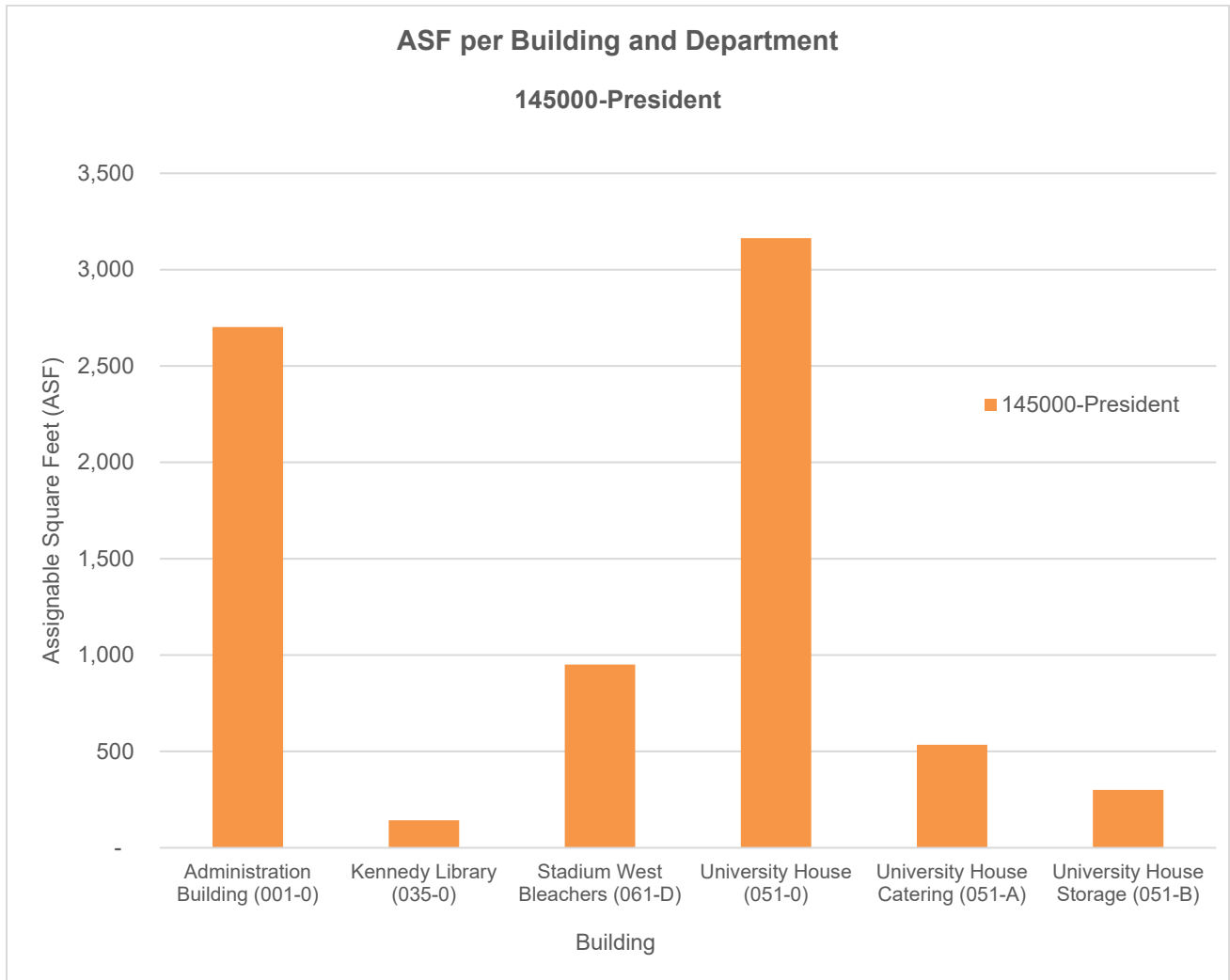


Table 2: ASF per Building & Department

Building	145000-President	
	ASF	# of Rooms
Administration Building (001-0)	2,702	13
Kennedy Library (035-0)	143	1
Stadium West Bleachers (061-D)	951	1
University House (051-0)	3,164	16
University House Catering (051-A)	535	5
University House Storage (051-B)	300	1
TOTAL	7,795	37

Chart 3: ASF per Building & Room Type

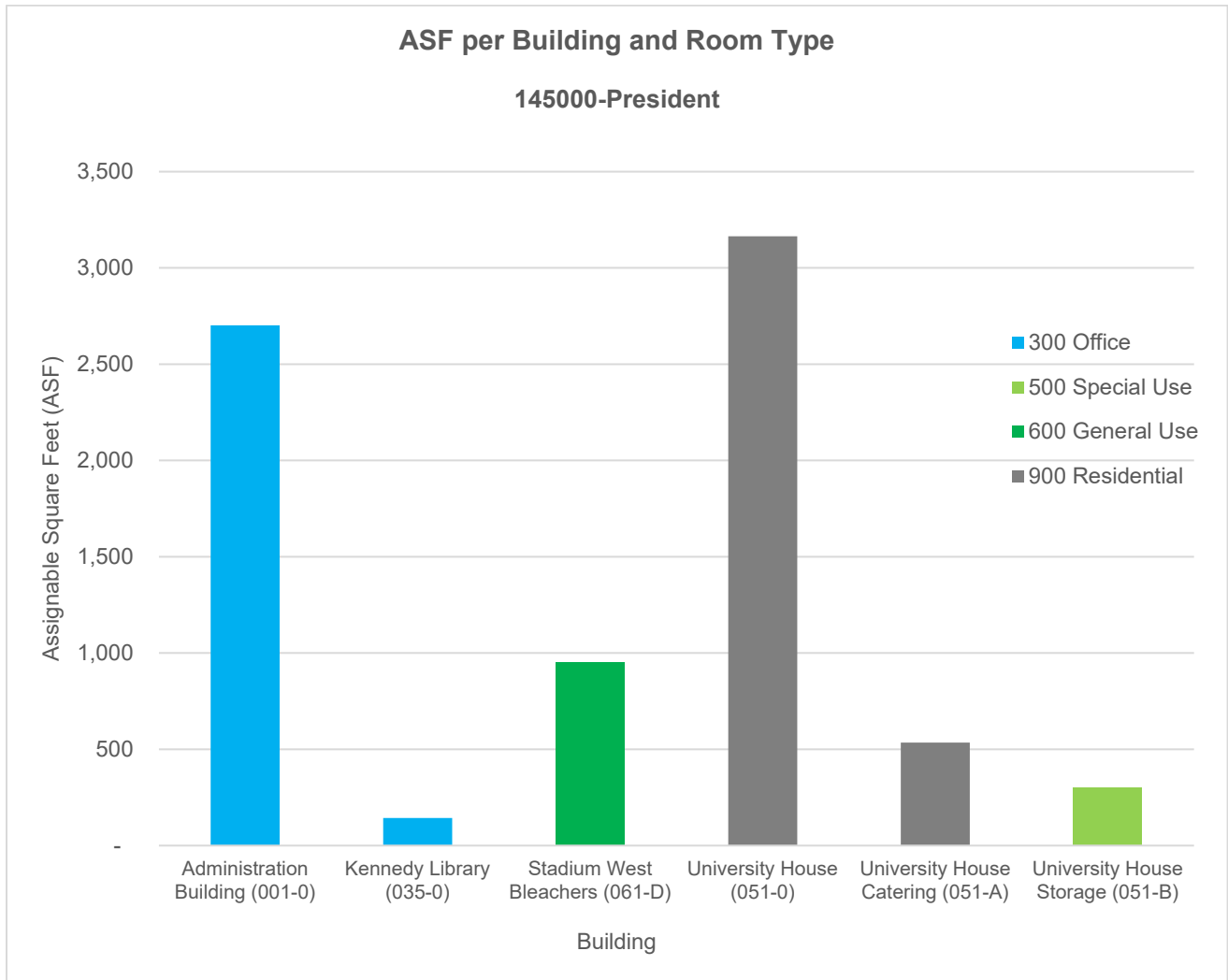


Table 3: ASF per Building & Room Type

Building	300 Office		500 Special Use		600 General Use		900 Residential		TOTAL	
	ASF	# of Rooms	ASF	# of Rooms	ASF	# of Rooms	ASF	# of Rooms	ASF	# of Rooms
Administration Building (001-0)	2,702	13	-	-	-	-	-	-	2,702	13
Kennedy Library (035-0)	143	1	-	-	-	-	-	-	143	1
Stadium West Bleachers (061-D)	-	-	-	-	951	1	-	-	951	1
University House (051-0)	-	-	-	-	-	-	3,164	16	3,164	16
University House Catering (051-A)	-	-	-	-	-	-	535	5	535	5
University House Storage (051-B)	-	-	300	1	-	-	-	-	300	1
TOTAL	2,845	14	300	1	951	1	3,699	21	7,795	37