



## 2021 Space Survey Data – Summary Report by Division

Facilities Planning & Capital Projects  
Space Management

Census Date 10/31/2021

Division 160000 - Univ Communications&Marketing

Division Admin Chris Murphy, VP Communications & Marketing

### Summary of Division Space

Total Number of Buildings	2
Total Number of Rooms	7
Total Assignable Square Footage (ASF)	3,817

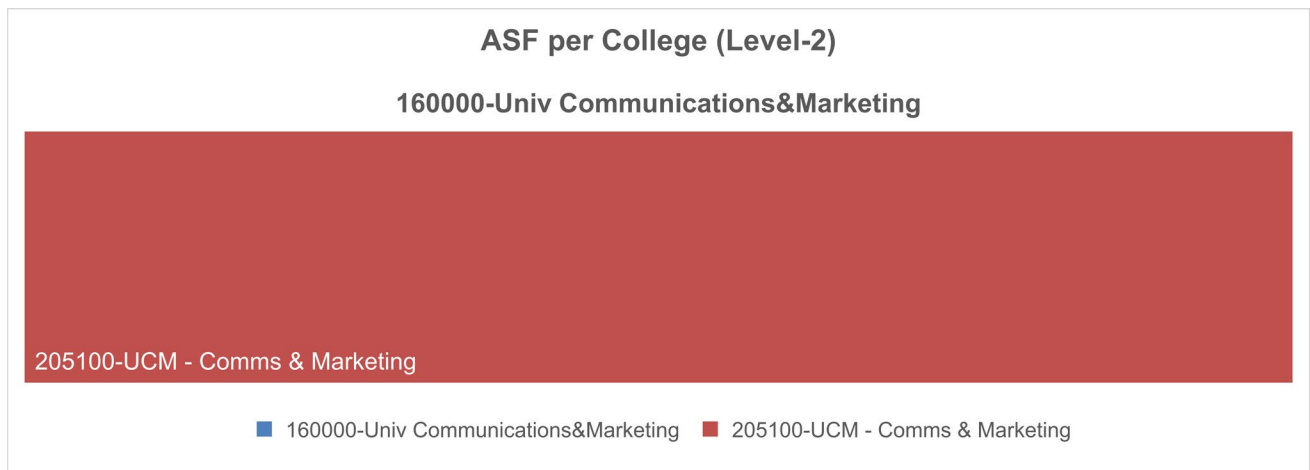


Chart 1: ASF per Department & Room Type

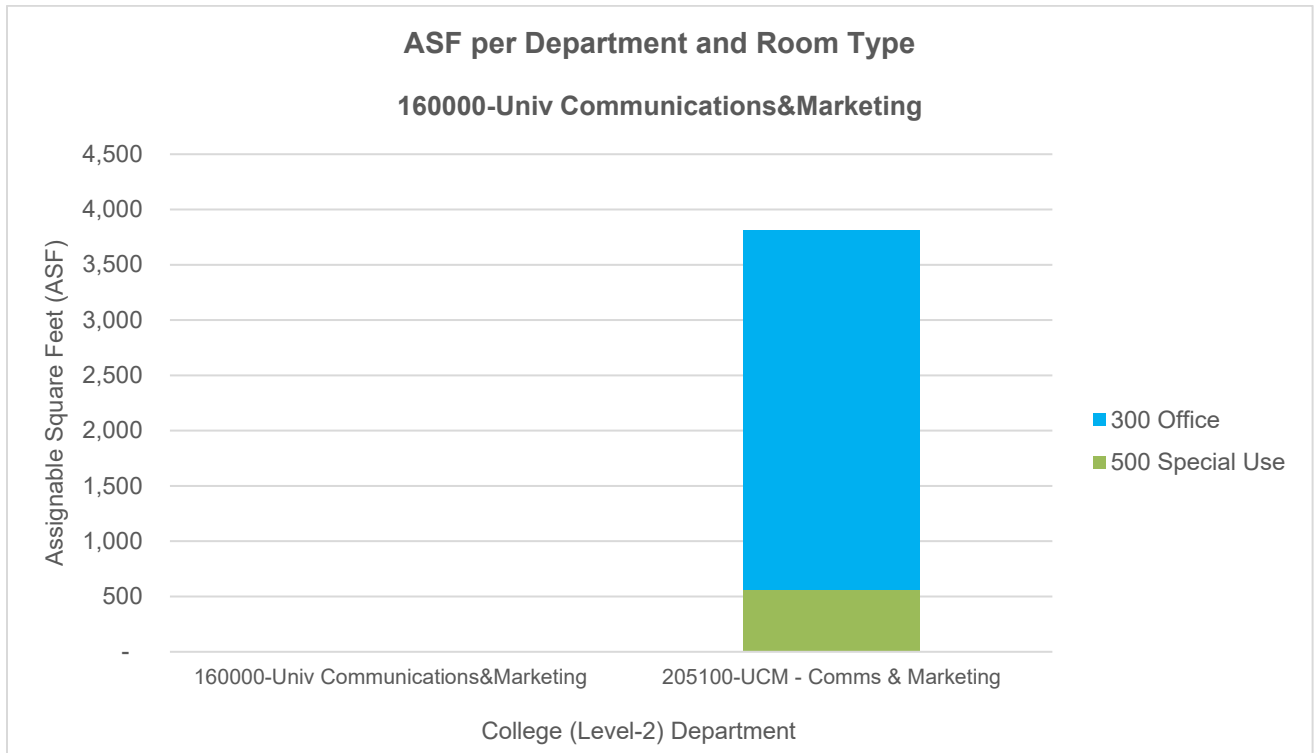
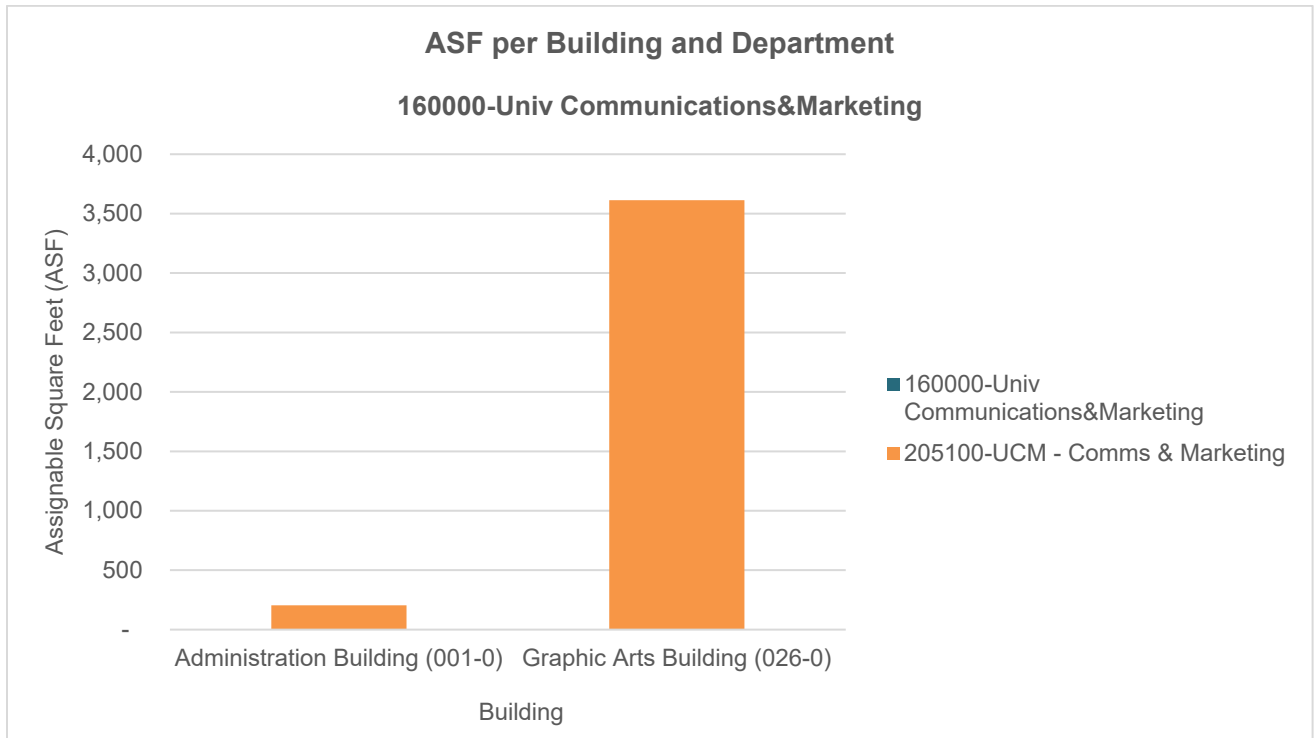


Table 1: ASF per Department & Room Type

College (Level-2)	300 Office		500 Special Use		TOTAL	
	ASF	# of Rooms	ASF	# of Rooms	ASF	# of Rooms
160000-Univ Communications&Marketing	-	-	-	-	-	-
205100-UCM - Comms & Marketing	3,254	6	563	1	3,817	7
<b>TOTAL</b>	<b>3,254</b>	<b>6</b>	<b>563</b>	<b>1</b>	<b>3,817</b>	<b>7</b>

**Chart 2: ASF per Building & Department**



**Table 2: ASF per Building & Department**

Building	160000-Univ Communications&Marketing		205100-UCM - Comms & Marketing		TOTAL	
	ASF	# of Rooms	ASF	# of Rooms	ASF	# of Rooms
Administration Building (001-0)	-	-	204	1	204	1
Graphic Arts Building (026-0)	-	-	3,613	6	3,613	6
<b>TOTAL</b>	-	-	<b>3,817</b>	<b>7</b>	<b>3,817</b>	<b>7</b>

Chart 3: ASF per Building & Room Type

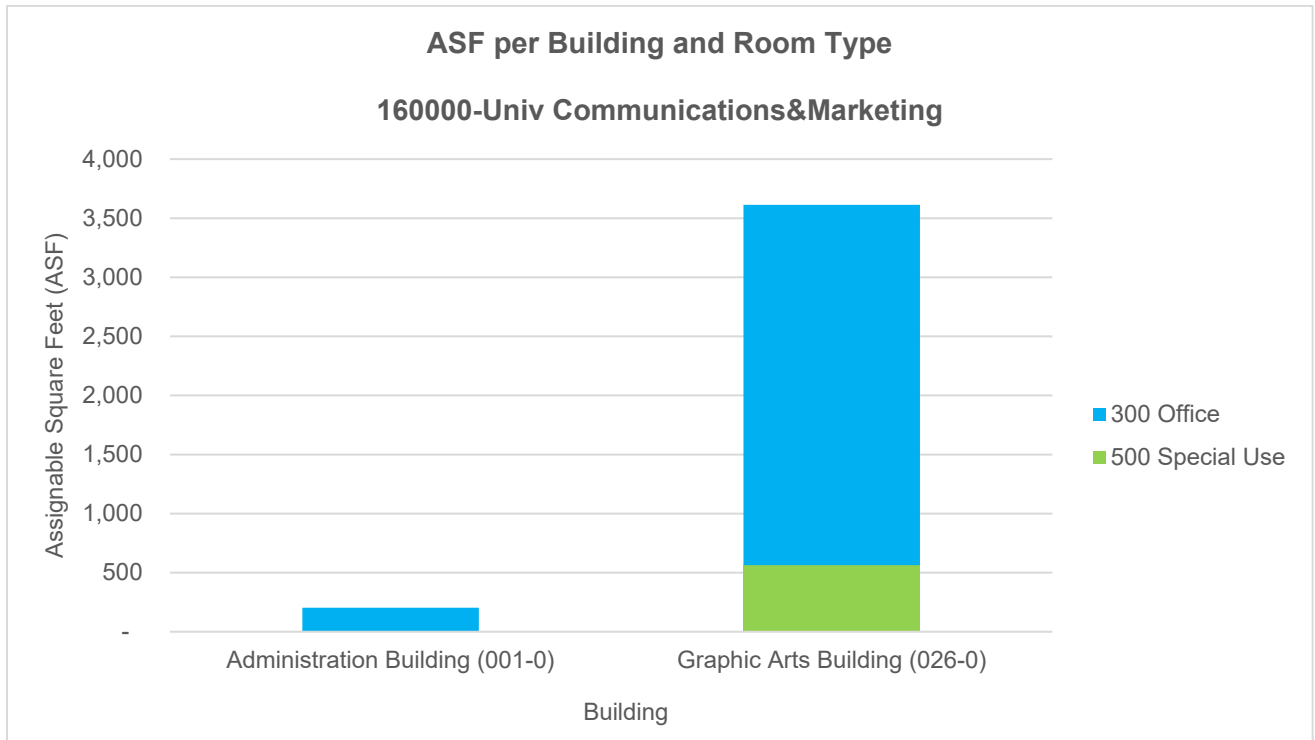


Table 3: ASF per Building & Room Type

Building	300 Office		500 Special Use		TOTAL	
	ASF	# of Rooms	ASF	# of Rooms	ASF	# of Rooms
Administration Building (001-0)	204	1	-	-	204	1
Graphic Arts Building (026-0)	3,050	5	563	1	3,613	6
<b>TOTAL</b>	<b>3,254</b>	<b>6</b>	<b>563</b>	<b>1</b>	<b>3,817</b>	<b>7</b>