

2019 Space Survey – Summary Report by Division

Facilities Planning & Capital Projects
Space Management
Contact: Jeffrey Dumars, X6-6588

Census Date 10/31/2019
Division 120400 - Information Services
Division Admin Bill Britton, CIO

Summary of Division Space

Total Number of Buildings 13
Total Number of Rooms 148
Total Assignable Square Footage (ASF) 43,372

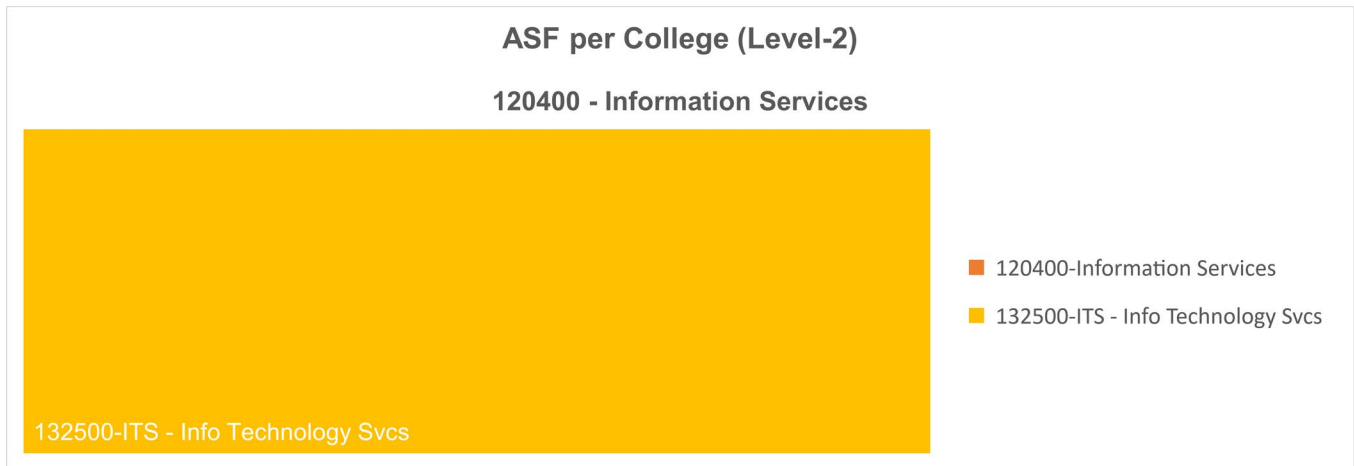


Chart 1: ASF per Department & Room Type

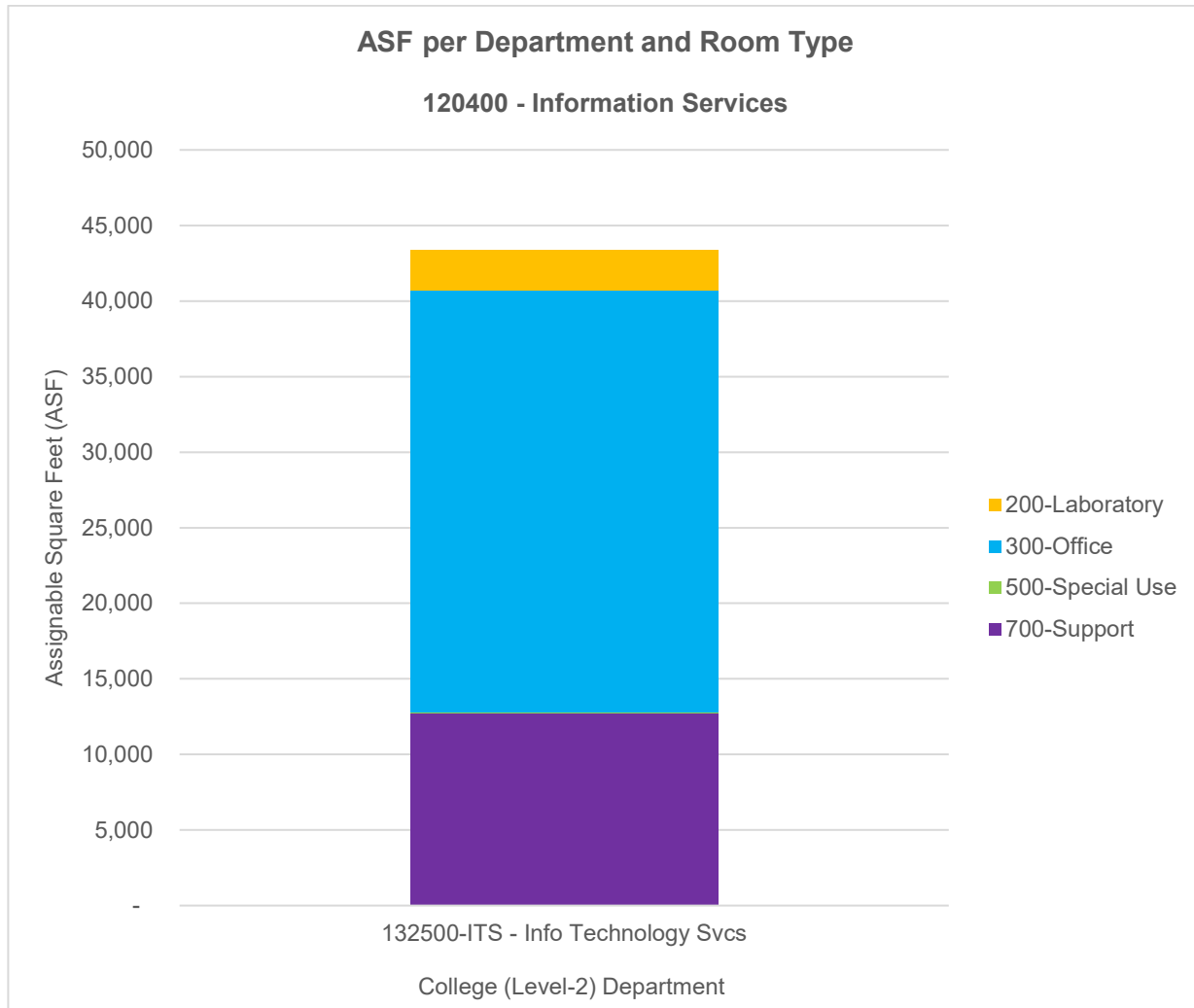


Table 1: ASF per Department & Room Type

College (Level-2)	200-Laboratory		300-Office		500-Special Use		700-Support		TOTAL	
	ASF	# of Rooms	ASF	# of Rooms	ASF	# of Rooms	ASF	# of Rooms	ASF	# of Rooms
120400-Information Services	-	-	-	-	-	-	-	-	-	-
132500-ITS - Info Technology Svcs	2,655	5	27,901	109	119	1	12,697	33	43,372	148
TOTAL	2,655	5	27,901	109	119	1	12,697	33	43,372	148

Chart 2: ASF per Building & Department

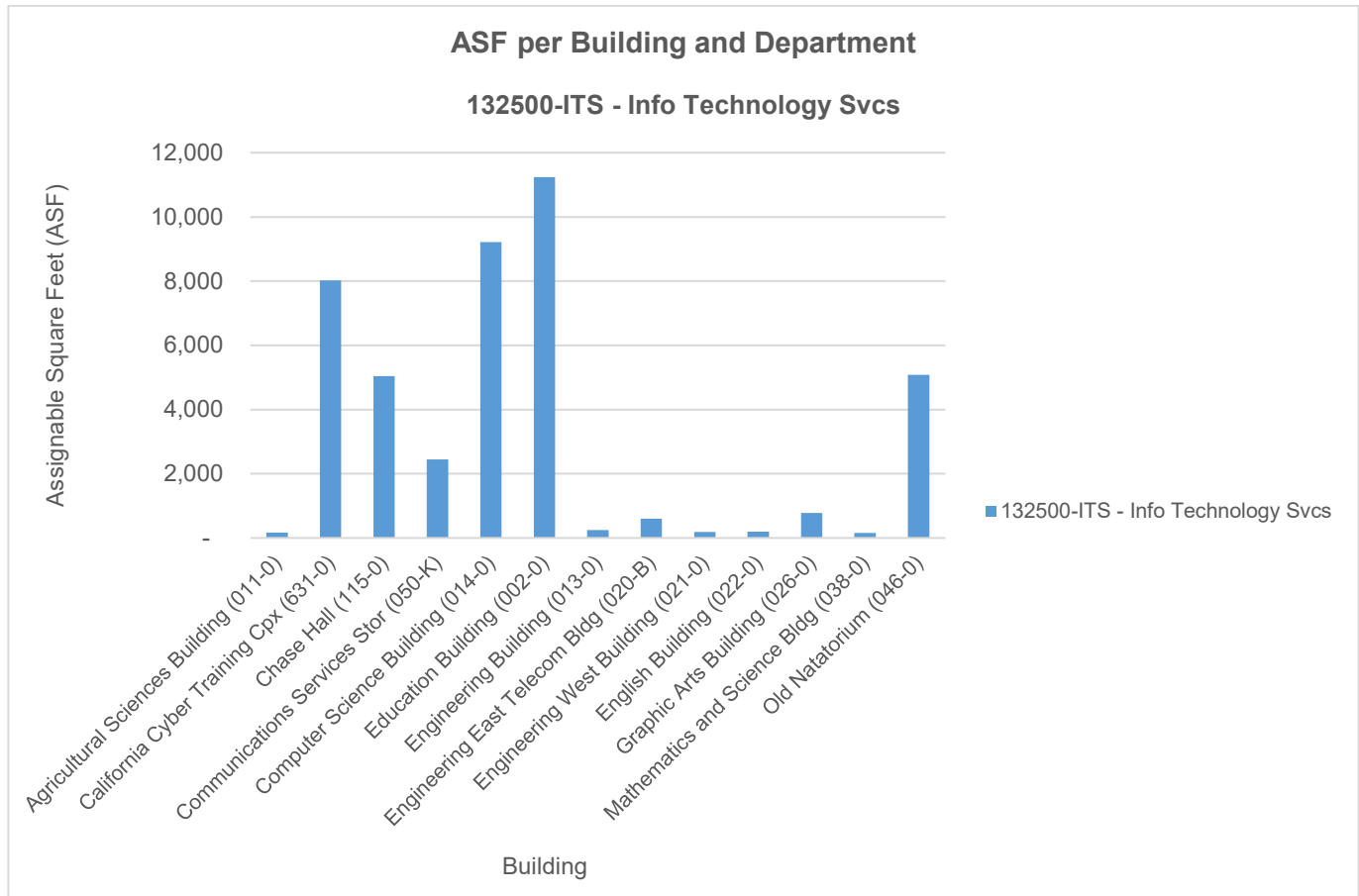


Table 2: ASF per Building & Department

Building	132500-ITS - Info Technology Svcs	
	ASF	# of Rooms
Agricultural Sciences Building (011-0)	170	1
California Cyber Training Cpx (631-0)	8,018	30
Chase Hall (115-0)	5,041	40
Communications Services Stor (050-K)	2,450	1
Computer Science Building (014-0)	9,215	24
Education Building (002-0)	11,239	40
Engineering Building (013-0)	241	1
Engineering East Telecom Bldg (020-B)	596	1
Engineering West Building (021-0)	185	1
English Building (022-0)	195	1
Graphic Arts Building (026-0)	783	2
Mathematics and Science Bldg (038-0)	157	1
Old Natatorium (046-0)	5,082	5
TOTAL	43,372	148

Chart 3: ASF per Building & Room Type

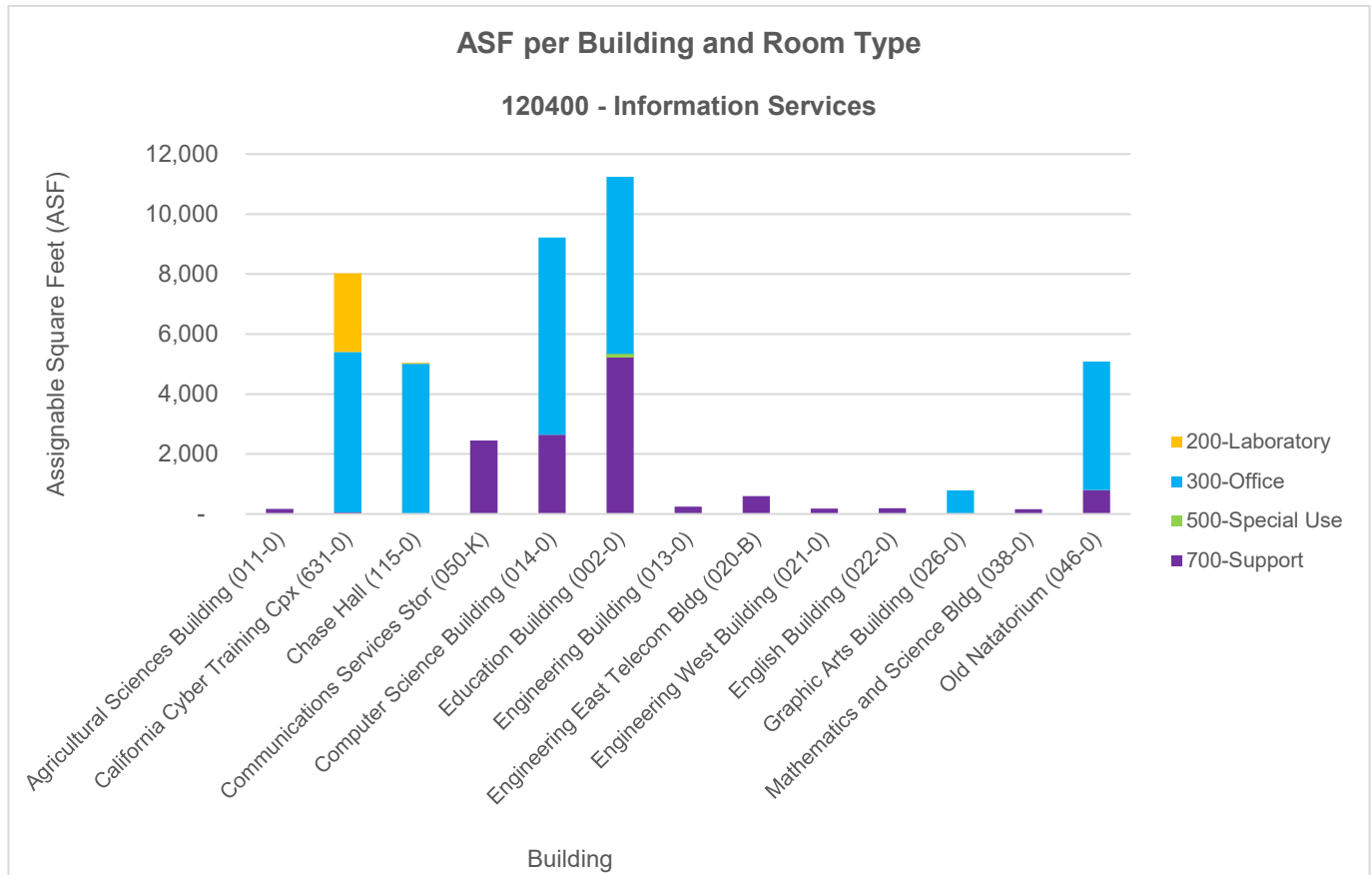


Table 3: ASF per Building & Room Type

Building	200-Laboratory		300-Office		500-Special Use		700-Support		TOTAL	
	ASF	# of Rooms	ASF	# of Rooms	ASF	# of Rooms	ASF	# of Rooms	ASF	# of Rooms
Agricultural Sciences Building (011-0)	-	-	-	-	-	-	170	1	170	1
California Cyber Training Cpx (631-0)	2,619	4	5,348	24	-	-	51	2	8,018	30
Chase Hall (115-0)	36	1	5,005	39	-	-	-	-	5,041	40
Communications Services Stor (050-K)	-	-	-	-	-	-	2,450	1	2,450	1
Computer Science Building (014-0)	-	-	6,578	21	-	-	2,637	3	9,215	24
Education Building (002-0)	-	-	5,899	19	119	1	5,221	20	11,239	40
Engineering Building (013-0)	-	-	-	-	-	-	241	1	241	1
Engineering East Telecom Bldg (020-B)	-	-	-	-	-	-	596	1	596	1
Engineering West Building (021-0)	-	-	-	-	-	-	185	1	185	1
English Building (022-0)	-	-	-	-	-	-	195	1	195	1
Graphic Arts Building (026-0)	-	-	783	2	-	-	-	-	783	2
Mathematics and Science Bldg (038-0)	-	-	-	-	-	-	157	1	157	1
Old Natatorium (046-0)	-	-	4,288	4	-	-	794	1	5,082	5
TOTAL	2,655	5	27,901	109	119	1	12,697	33	43,372	148