

2019 Space Survey – Summary Report by Division

Facilities Planning & Capital Projects
 Space Management
 Contact: Jeffrey Dumars, X6-6588

Census Date 10/31/2019

Division 140000 - Student Affairs
Division Admin Keith Humphrey, VP Student Affairs

Summary of Division Space*

Total Number of Buildings 81
 Total Number of Rooms 9,690
 Total Assignable Square Footage (ASF) 1,434,947

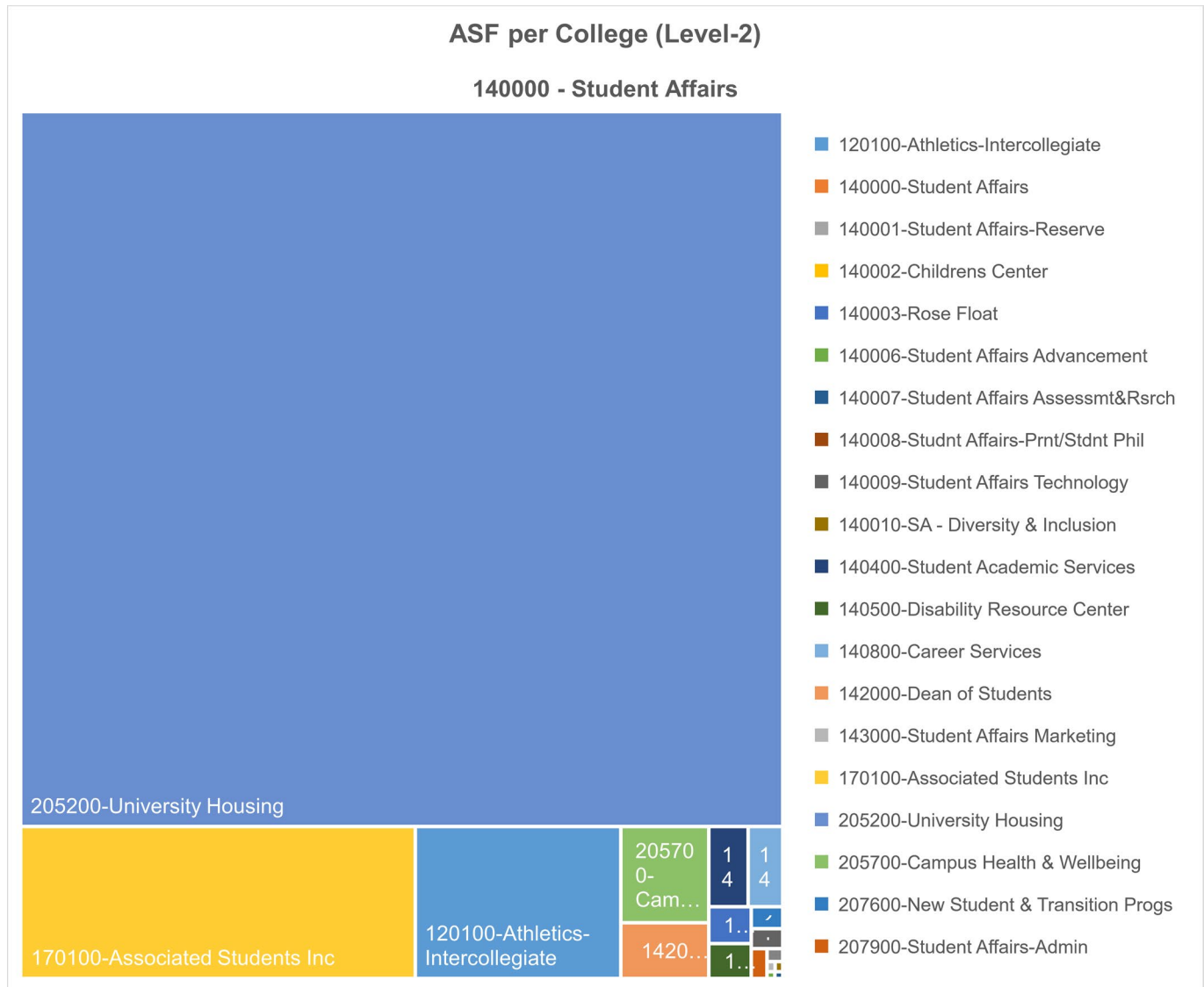


Chart 1: ASF per Department & Room Type

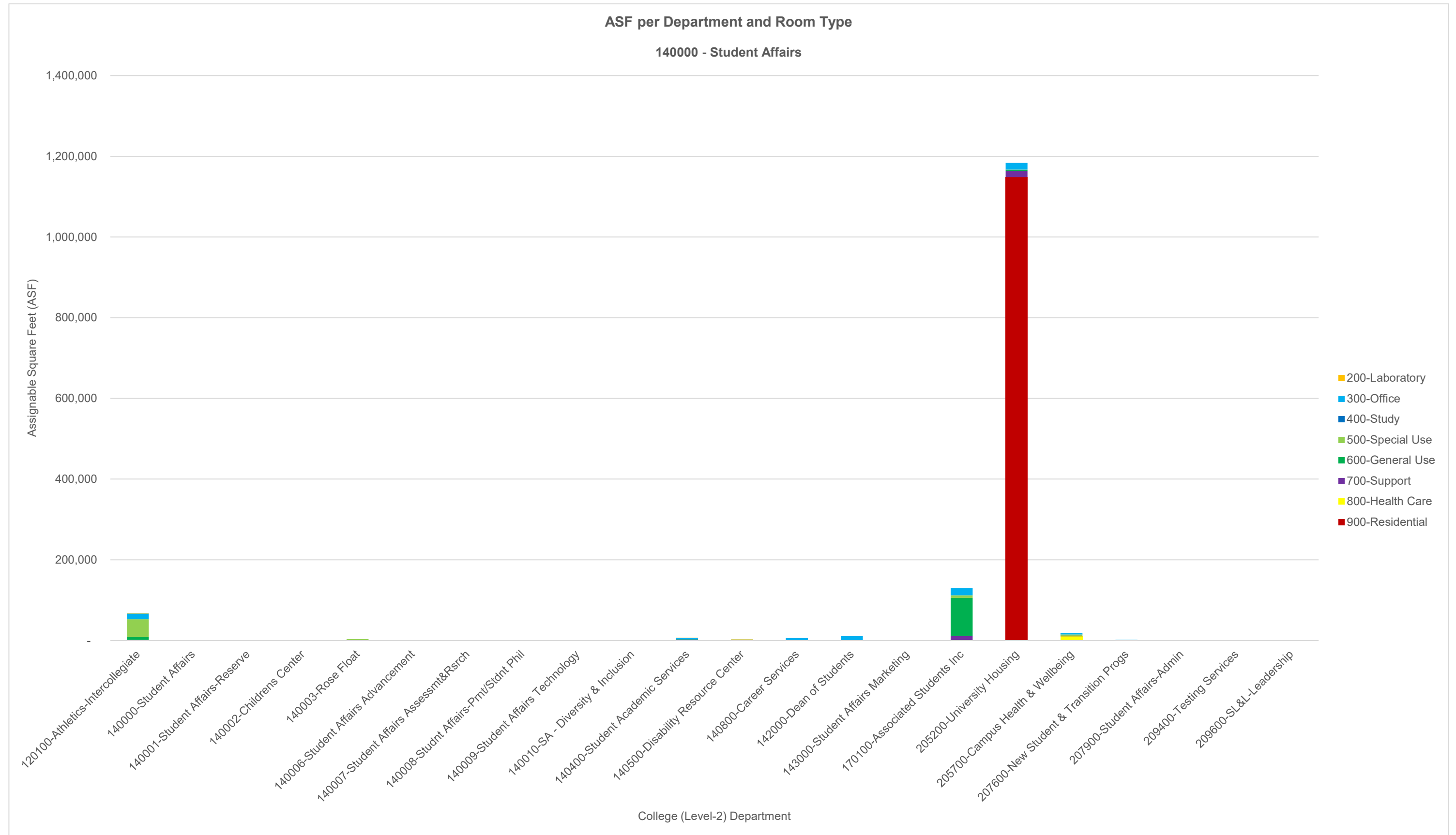


Table 1: ASF per Department & Room Type

College (Level-2)	200-Laboratory		300-Office		400-Study		500-Special Use		600-General Use		700-Support		800-Health Care		900-Residential		TOTAL	TOTAL
	ASF	# of Rooms	ASF	# of Rooms	ASF	# of Rooms	ASF	# of Rooms	ASF	# of Rooms	ASF	# of Rooms	ASF	# of Rooms	ASF	# of Rooms	ASF	# of Rooms
120100-Athletics-Intercollegiate	884	2	14,164	63	-	-	44,158	48	7,183	9	1,401	8	-	-	-	-	67,790	130
140000-Student Affairs	-	-	-	-	-	-	-	-	-	-	-	-	-	-	-	-	-	-
140001-Student Affairs-Reserve	-	-	-	-	-	-	-	-	-	-	-	-	-	-	-	-	-	-
140002-Childrens Center	-	-	-	-	-	-	-	-	-	-	-	-	-	-	-	-	-	-
140003-Rose Float	-	-	-	-	-	-	3,412	10	-	-	-	-	-	-	-	-	3,412	10
140006-Student Affairs Advancement	-	-	111	1	-	-	-	-	-	-	-	-	-	-	-	-	111	1
140007-Student Affairs Assessmt&Rsrch	-	-	111	1	-	-	-	-	-	-	-	-	-	-	-	-	111	1
140008-Studnt Affairs-Prmt/Stdnt Phil	-	-	-	-	-	-	-	-	-	-	-	-	-	-	-	-	-	-
140009-Student Affairs Technology	-	-	1,363	7	-	-	-	-	-	-	-	-	-	-	-	-	1,363	7
140010-SA - Diversity & Inclusion	-	-	169	1	-	-	-	-	-	-	-	-	-	-	-	-	169	1
140400-Student Academic Services	690	3	3,115	20	285	2	2,165	9	609	1	-	-	-	-	-	-	6,864	35
140500-Disability Resource Center	1,119	3	2,101	15	-	-	-	-	-	-	-	-	-	-	-	-	3,220	18
140800-Career Services	-	-	5,992	38	-	-	-	-	-	-	-	-	-	-	-	-	5,992	38
142000-Dean of Students	-	-	10,610	56	-	-	-	-	-	-	-	-	-	-	-	-	10,610	56
143000-Student Affairs Marketing	-	-	183	2	-	-	-	-	-	-	-	-	-	-	-	-	183	2
170100-Associated Students Inc	275	1	17,870	63	-	-	6,599	16	94,041	44	11,344	27	-	-	-	-	130,129	151
205200-University Housing	-	-	16,635	87	-	-	1,525	4	2,044	3	15,034	103	-	-	1,148,429	8,923	1,183,667	9,120
205700-Campus Health & Wellbeing	-	-	3,272	16	-	-	3,285	10	-	-	1,570	7	10,235	74	-	-	18,362	107
207600-New Student & Transition Progs	-	-	732	2	-	-	777	2	-	-	-	-	-	-	-	-	1,509	4
207900-Student Affairs-Admin	-	-	1,017	6	-	-	-	-	-	-	-	-	-	-	-	-	1,017	6
209400-Testing Services	223	1	215	2	-	-	-	-	-	-	-	-	-	-	-	-	438	3
209600-SL&L-Leadership	-	-	-	-	-	-	-	-	-	-	-	-	-	-	-	-	-	-
TOTAL	3,191	10	77,660	380	285	2	61,921	99	103,877	57	29,349	145	10,235	74	1,148,429	8,923	1,434,947	9,690

Chart 2: ASF per Building & Department

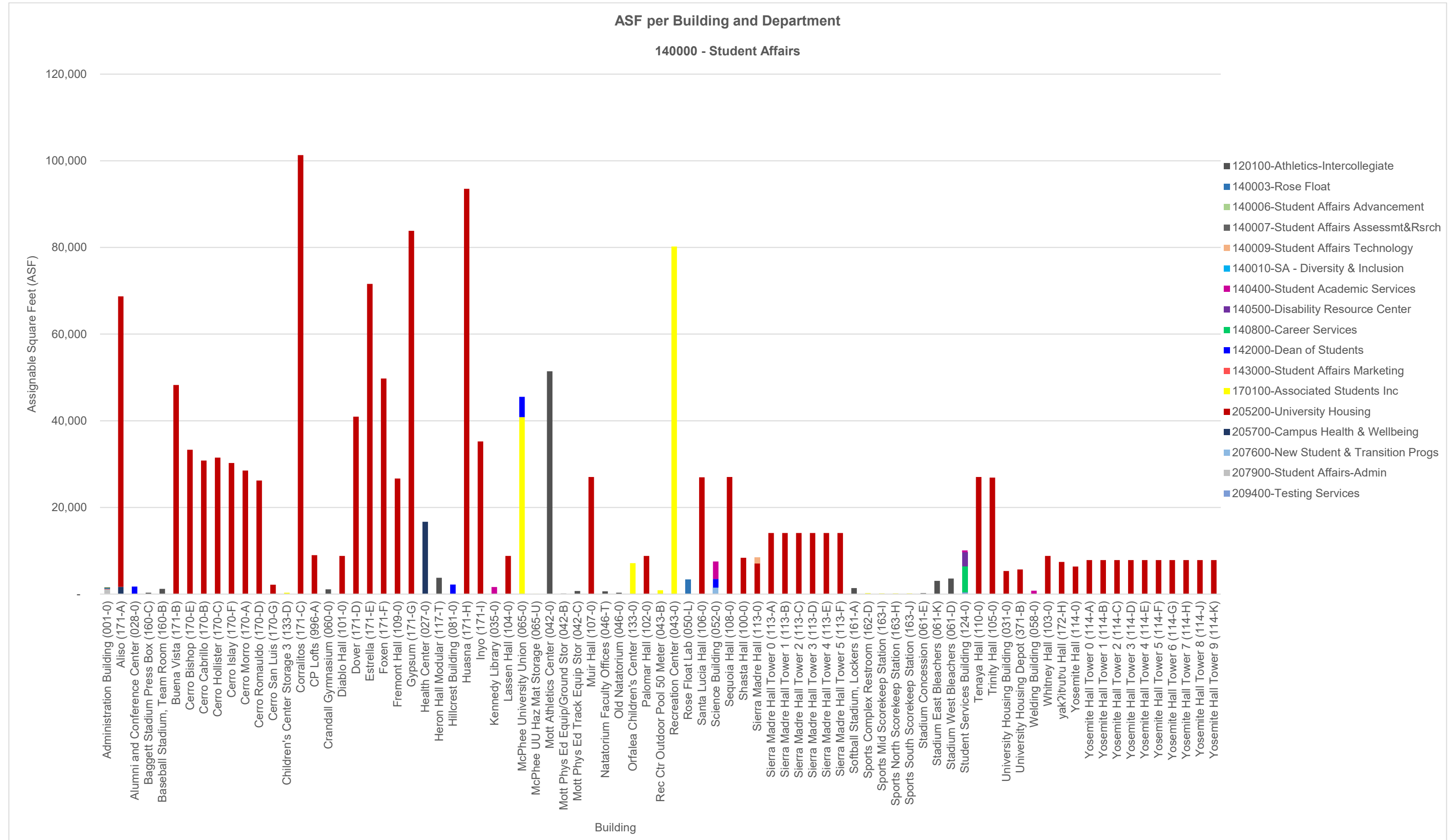


Chart 3: ASF per Building & Room Type

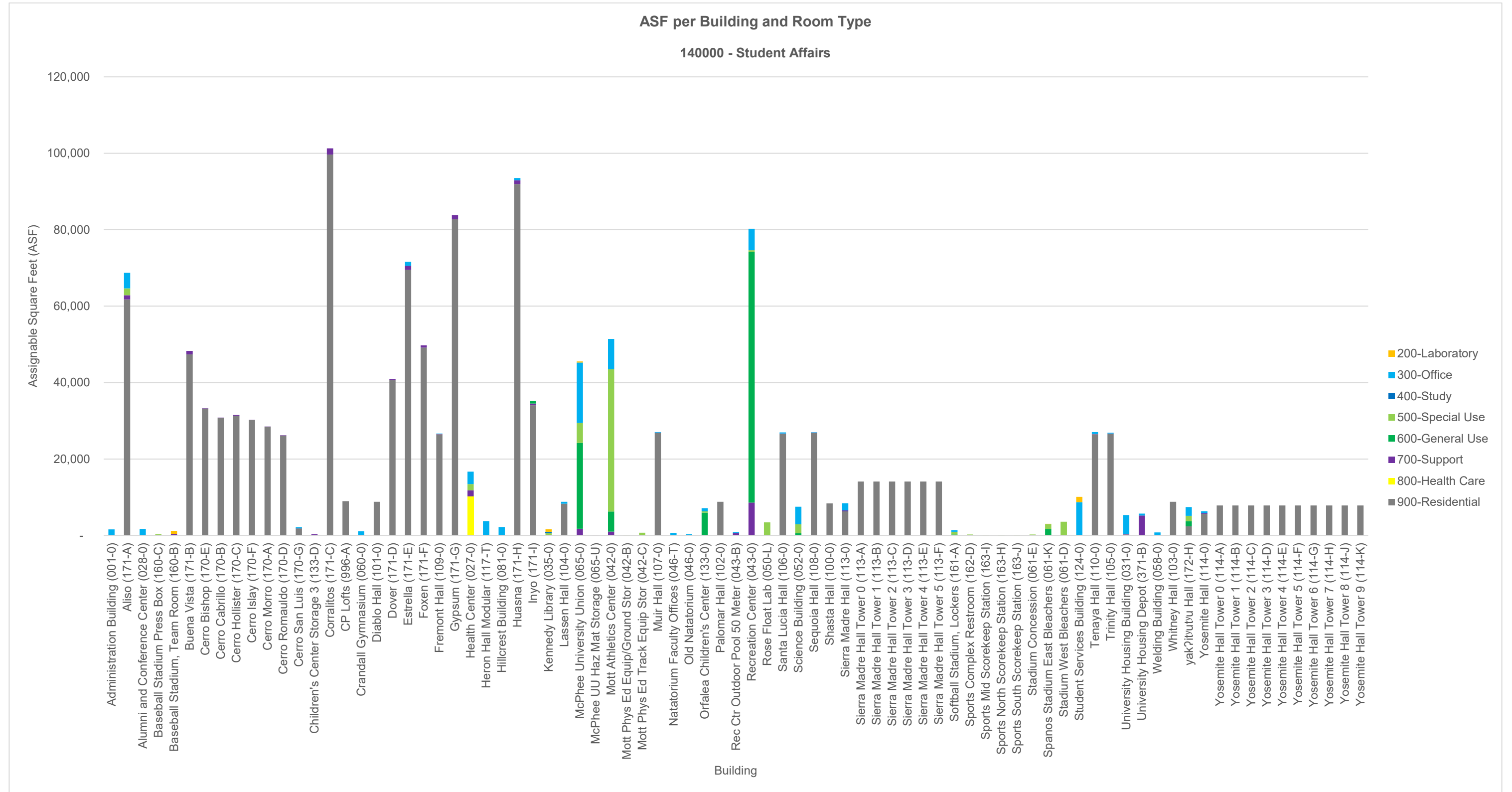


Table 3: ASF per Building & Room Type

Building	200-Laboratory		300-Office		400-Study		500-Special Use		600-General Use		700-Support		800-Health Care		900-Residential		TOTAL	TOTAL
	ASF	# of Rooms	ASF	# of Rooms	ASF	# of Rooms	ASF	# of Rooms	ASF	# of Rooms	ASF	# of Rooms	ASF	# of Rooms	ASF	# of Rooms	ASF	# of Rooms
Administration Building (001-0)	-	-	1,591	11	-	-	-	-	-	-	-	-	-	-	-	-	1,591	11
Aliso (171-A)	-	-	4,083	18	-	-	1,800	4	-	-	1,052	9	-	-	61,786	495	68,721	526
Alumni and Conference Center (028-0)	-	-	1,726	6	-	-	-	-	-	-	-	-	-	-	-	-	1,726	6
Baseball Stadium Press Box (160-C)	-	-	-	-	-	-	317	1	-	-	-	-	-	-	-	-	317	1
Baseball Stadium, Team Room (160-B)	801	1	-	-	-	-	-	-	-	-	400	2	-	-	-	-	1,201	3
Buena Vista (171-B)	-	-	-	-	-	-	-	-	-	-	894	7	-	-	47,374	434	48,268	441
Cerro Bishop (170-E)	-	-	-	-	-	-	-	-	-	-	64	1	-	-	33,240	293	33,304	294
Cerro Cabrillo (170-B)	-	-	-	-	-	-	-	-	-	-	94	1	-	-	30,743	287	30,837	288
Cerro Hollister (170-C)	-	-	-	-	-	-	-	-	-	-	163	2	-	-	31,325	292	31,488	294
Cerro Islay (170-F)	-	-	-	-	-	-	-	-	-	-	64	1	-	-	30,185	268	30,249	269
Cerro Morro (170-A)	-	-	-	-	-	-	-	-	-	-	73	1	-	-	28,444	263	28,517	264
Cerro Romauldo (170-D)	-	-	-	-	-	-	-	-	-	-	73	1	-	-	26,142	252	26,215	253
Cerro San Luis (170-G)	-	-	350	2	-	-	-	-	-	-	21	1	-	-	1,814	6	2,185	9
Children's Center Storage 3 (133-D)	-	-	-	-	-	-	-	-	-	-	335	1	-	-	-	-	335	1
Corralitos (171-C)	-	-	-	-	-	-	-	-	-	-	1,642	15	-	-	99,661	913	101,303	928
CP Lofts (996-A)	-	-	-	-	-	-	-	-	-	-	-	-	-	-	8,983	86	8,983	86
Crandall Gymnasium (060-0)	-	-	1,099	8	-	-	-	-	-	-	-	-	-	-	-	-	1,099	8
Diablo Hall (101-0)	-	-	-	-	-	-	-	-	-	-	-	-	-	-	8,805	41	8,805	41
Dover (171-D)	-	-	-	-	-	-	-	-	-	-	308	4	-	-	40,631	370	40,939	374
Estrella (171-E)	-	-	1,042	5	-	-	-	-	-	-	1,057	11	-	-	69,504	640	71,603	656
Foxen (171-F)	-	-	-	-	-	-	-	-	-	-	580	5	-	-	49,176	443	49,756	448
Fremont Hall (109-0)	-	-	121	1	-	-	-	-	-	-	80	2	-	-	26,461	154	26,662	157
Gypsum (171-G)	-	-	-	-	-	-	-	-	-	-	1,114	11	-	-	82,718	739	83,832	750
Health Center (027-0)	-	-	3,272	16	-	-	1,630	9	-	-	1,570	7	10,235	74	-	-	16,707	106
Heron Hall Modular (117-T)	-	-	3,757	12	-	-	-	-	-	-	-	-	-	-	-	-	3,757	12
Hillcrest Building (081-0)	-	-	2,194	25	-	-	-	-	-	-	-	-	-	-	-	-	2,194	25
Huasna (171-H)	-	-	556	4	-	-	-	-	-	-	1,042	10	-	-	91,924	848	93,522	862
Inyo (171-I)	-	-	-	-	-	-	-	-	693	2	464	4	-	-	34,058	303	35,215	309
Kennedy Library (035-0)	690	3	122	1	285	2	533	1	-	-	-	-	-	-	-	-	1,630	7
Lassen Hall (104-0)	-	-	495	1	-	-	-	-	-	-	-	-	-	-	8,310	40	8,805	41
McPhee University Union (065-0)	275	1	15,847	53	-	-	5,221	7	22,460	8	1,729	9	-	-	-	-	45,532	78
McPhee UU Haz Mat Storage (065-U)	-	-	-	-	-	-	-	-	-	-	63	1	-	-	-	-	63	1
Mott Athletics Center (042-0)	-	-	7,935	33	-	-	37,216	21	5,255	6	1,001	6	-	-	-	-	51,407	66
Mott Phys Ed Equip/Ground Stor (042-B)	-	-	-	-	-	-	117	1	-	-	-	-	-	-	-	-	117	1
Mott Phys Ed Track Equip Stor (042-C)	-	-	-	-	-	-	703	1	-	-	-	-	-	-	-	-	703	1
Muir Hall (107-0)	-	-	121	1	-	-	-	-	-	-	80	2	-	-	26,834	155	27,035	158
Natorium Faculty Offices (046-T)	-	-	644	4	-	-	-	-	-	-	-	-	-	-	-	-	644	4
Old Natatorium (046-0)	-	-	319	2	-	-	-	-	-	-	-	-	-	-	-	-	319	2
Orfalea Children's Center (133-0)	-	-	845	7	-	-	309	3	5,969	9	-	-	-	-	-	-	7,123	19
Palomar Hall (102-0)	-	-	-	-	-	-	-	-	-	-	-	-	-	-	8,805	41	8,805	41
Rec Ctr Outdoor Pool 50 Meter (043-B)	-	-	277	1	-	-	-	-	-	-	603	1	-	-	-	-	880	2
Recreation Center (043-0)	-	-	5,601	23	-	-	412	2	65,612	27	8,614	15	-	-	-	-	80,239	67
Rose Float Lab (050-L)	-	-	-	-	-	-	3,412	10	-	-	-	-	-	-	-	-	3,412	10
Santa Lucia Hall (106-0)	-	-	302	2	-	-	-	-	-	-	80	2	-	-	26,591	145	26,973	149
Science Building (052-0)	-	-	4,613	20	-	-	2,301	9	609	1	-	-	-	-	-	-	7,523	30
Sequoia Hall (108-0)	-	-	121	1	-	-	-	-	-	-	80	2	-	-	26,817	156	27,018	159
Shasta Hall (100-0)	-	-	-	-	-	-	-	-	-	-	-	-	-	-	8,397	43	8,397	43
Sierra Madre Hall (113-0)	-	-	1,897	9	-	-	-	-	-	-	254	2	-	-	6,291	12	8,442	23
Sierra Madre Hall Tower 0 (113-A)	-	-	-	-	-	-	-	-	-	-	-	-	-	-	14,111	67	14,111	67
Sierra Madre Hall Tower 1 (113-B)	-	-	-	-	-	-	-	-	-	-	-	-	-	-	14,111	67	14,111	67
Sierra Madre Hall Tower 2 (113-C)	-	-	-	-	-	-	-	-	-	-	-	-	-	-	14,109	67	14,109	67
Sierra Madre Hall Tower 3 (113-D)	-	-	-	-	-	-	-	-	-	-	-	-	-	-	14,108	67	14,108	67
Sierra Madre Hall Tower 4 (113-E)	-	-	-	-	-	-	-	-	-	-	-	-	-	-	14,109	67	14,109	67
Sierra Madre Hall Tower 5 (113-F)	-	-	-	-	-	-	-	-	-	-	-	-	-	-	14,109	67	14,109	67
Softball Stadium, Lockers (161-A)	-	-	410	4	-	-	730	2	234	1	-	-	-	-	-	-	1,374	7
Sports Complex Restroom (162-D)	-	-	-	-	-	-	229	1	-	-	-	-	-	-	-	-	229	1
Sports Mid Scorekeep Station (163-I)	-	-	-	-	-	-	142	1	-	-	-	-	-	-	-	-	142	1
Sports North Scorekeep Station (163-H)	-	-	-	-	-	-	143	1	-	-	-	-	-	-	-	-	143	1
Sports South Scorekeep Station (163-J)	-	-	-	-	-	-	143	1	-	-	-	-	-	-	-	-	143	1
Stadium Concession (061-E)	-	-	-	-	-	-	231	1	-	-	-	-	-	-	-	-	231	1
Spanos Stadium East Bleachers (061-K)	83	1	-	-	-	-	1,271	6	1,694	2	-	-	-	-	-	-	3,048	9
Stadium West Bleachers (061-D)	-	-	-	-	-	-	3,573	15	-	-	-	-	-	-	-	-	3,573	15
Student Services Building (124-0)	1,342	4	8,631	58	-	-	108	1	-	-	-	-	-	-	-	-	10,081	63
Tenaya Hall (110-0)	-	-	488	3	-	-	-	-	-	-	80	2	-	-	26,461	154	27,029	159
Trinity Hall (105-0)	-	-	214	2	-	-	-	-	-	-	78	2	-	-	26,590	145	26,882	149
University Housing Building (031-0)	-	-	4,897	27	-	-	-	-	-	-	164	2	-	-	265	5	5,326	34
University Housing Depot (371-B)	-	-	490	1	-	-	-	-	-	-	5,209	2	-	-	-	-	5,699	3
Welding Building (058-0)	-	-	779	2	-	-	-	-	-	-	-	-	-	-	-	-	779	2
Whitney Hall (103-0)	-	-	-	-	-	-	-	-	-	-	-	-	-	-	8,805	41	8,805	41
yak?itutu Hall (172-H)	-	-	2,311	14	-	-	1,380	1	1,351	1	-	-	-	-	2,393	3	7,435	19
Yosemite Hall (114-0)	-	-	510	3	-	-	-	-	-	-	224	1	-	-	5,625	14	6,359	18
Yosemite Hall Tower 0 (114-A)	-	-	-	-	-	-	-	-	-	-	-	-	-	-	7,862	44	7,862	44
Yosemite Hall Tower 1 (114-B)	-	-	-	-	-	-	-	-	-	-	-	-	-	-	7,861	44	7,861	44
Yosemite Hall Tower 2 (114-C)	-	-	-	-	-	-	-	-	-	-	-	-	-	-	7,861	44	7,861	44
Yosemite Hall Tower 3 (114-D)	-	-	-	-	-	-	-	-	-	-	-	-	-	-	7,862	44	7,862	44
Yosemite Hall Tower 4 (114-E)	-	-	-	-	-	-	-	-	-	-	-	-	-	-	7,861	44	7,861	44
Yosemite Hall Tower 5 (114-F)	-	-	-	-	-	-	-	-	-	-	-	-	-	-	7,862	44	7,862	44
Yosemite Hall Tower 6 (114-G)	-	-	-	-	-	-	-	-	-	-	-	-	-	-	7,860	44	7,860	44
Yosemite Hall Tower 7 (114-H)	-	-	-	-	-	-	-	-	-	-	-	-	-	-	7,862	44	7,862	44
Yosemite Hall Tower 8 (114-J)	-	-	-	-	-	-	-	-	-	-	-	-	-	-	7,861	44	7,861	44
Yosemite Hall Tower 9 (114-K)	-	-	-	-	-	-	-	-	-	-	-	-	-	-	7,862	44	7,862	44
TOTAL	3,191	10	77,660	380	285	2	61,921	99	103,877	57	29,349	145	10,235	74	1,148,429	8,923	1,434,947	9,690